

Treasure Talk

NEWSLETTER FOR SOUTH AFRICAN METAL DETECTING ENTHUSIASTS
NUUSBRIEF VIR SUID AFRIKAANSE METAALVERKLIKKER ENTOESIASTE

Third Quarter 2002 Derde Kwartaal



A friend from Belgium, Luc van der Lingen (right on picture), with fellow hobbyists, Pat Cassidy and Quinten Papenfus. Sien die artikel binne in ons nuusbrief

In this Issue / In hierdie Uitgawe

Letters from our Readers / Briewe van ons Lesers/ 'n Gatgraver uit België / Beaches a Treasure Trove for City's Metal Detecting Addicts / Treasure Hunting for the Beginner – Part 2 / Die Fisher CZ20 / Detecting Story from the USA / Gesogte Versamelstukke / My Confession / Skatte van die Wes-Transvaal / My Mini Museum / Cinderella

Letter from the Editor / Brief van die Redakteur

Dear Reader

Unfortunately, not many entries were received for our Find of the Year Competition. From those that were received, I picked the entry by Kern Page – please see his article in our previous issue entitled - “*The ring that never got away*” relating to the diamond ring that he picked up in the Strand. Well done Kern, your winning prize is on its way. Regarding the logo competition, Lukas is still busy sorting through the entries and a winner will be announced soon.

I am glad to report that I received many articles and letters for this issue. Articles from our readers are also now published internationally on the website www.findsinternasional.org This in turn means that many overseas readers are starting to show an interest in our beautiful country and posted me articles and letters for publication. The winner of our article-of-the-quarter is Clarence Coetzer from East London. Well done Clarence, your winning prize, sponsored by Santam Ltd, has already been posted to you. Enjoy this issue.

Pierre Nortje
(Editor)

Beste Leser

Die belangstelling in ons Vonds van die Jaar Kompetisie was hierdie jaar nie na wense nie en relatief min inskrywings is ontvang. Uit die inskrywings wat wel ontvang is, het ek besluit om vir Kern Page as die wenner aan te wys. Sien asseblief sy artikel “*The ring that never got away*” in ons vorige uitgawe oor die diamantring wat hy in die Strand opgetel het. Baie geluk Kern, jou wenprys is op pad. Wat die logo kompetisie betref, is Lukas nog besig om deur die inskrywings te werk en sal 'n wenner eersdags aangekondig word. Hou duimvas!

Ek is bly om te kan sê dat ek vir hierdie uitgawe, heelwat briewe en artikels van lesers ontvang het. Artikels van ons lesers word nou ook internasionaal gepubliseer op die webtuiste www.findsinternasional.org So kry ons weer baie persone van oorsee wat in Suid Afrika begin belangstel en vir ons briewe en artikels vir publikasie stuur. Die wenner van ons artikel-van-die-kwartaal is Clarence Coetzer van Oos London. Baie geluk Clarence, jou wenprys, geborg deur Santam Bpk, is reeds in die pos. Geniet hierdie uitgawe

Pierre Nortje
(Redakteur)

Address: Treasure Talk. PO Box 816. Durbanville.7551. South Africa
E-Mail: Pierre_nortje@santam.co.za
Tel (021) 9762260

LETTERS FROM OUR READERS // BRIEWE VAN ONS LESERS

Hi Pierre

I am an ex-South African. I was born in Johannesburg, and moved to Brisbane, Australia in 1980. I have just started treasure hunting, and I find the learning curve to be pretty steep. I bought an Excalibur 1000, and I am having a lot of fun with it. I have read quite a lot of negative comments in the forum regarding this machine, but I guess I have the advantage of not having anything else to compare it to. I've had one beach trip, in which I dug a lot of aluminum rubbish, and some coin, but no jewelry. I know that it is just a matter of time, well time and a bit more experience! I have done a bit of testing in my back yard, and in a couple of local creeks, again with little success. I should clarify that I guess - the machine works perfectly, telling me that something is buried. I just need to spend some more time deciphering the different tones etc. How long have you been doing this for? Any advice? I am focusing on beach work, as I believe that it will return the best items - rings, necklaces, bracelets etc. That is what I am really hunting for. I see that you are in Cape Town. The only beach I got to was St Michaels, near Durban, when I was about 9 years old. Have you had much success on the beaches? Any suggestions would be gratefully appreciated,

Regards,

Pieter Brits
Australia

Hallo Pierre

Eerstens baie dankie aan jou vir al jou werk om so 'n puik nuusbrieff saam te stel. Ek is baie seker dat elkeen wat dit ontvang my mening deel. Ook baie dankie aan Santam vir hulle borgskap. Dit word baie waardeer.

Tweedens, ek is op soek na metaalverklikker entoesiaste wat een of tweekeer per maand by my wil aansluit om 'n dag in die opelug rondom die Magaliesberge en wesrand omgewing te spandeer op soek na boere-oorlog skatte, asook om deel te neem in die navorsing van nuwe terreine. Ek woon op 'n plaas in Magaliesburg en kom nie genoeg uit nie, en daar is niks lekkerder as om met 'n klompie vriende ons stokperdjie te beoefen nie. Belangstellende persone kan my skakel by (014) 5771294 of e-pos bertie@batavia.co.za

Ek stuur sommer R40 saam vir 2 kaartjies/lootjies

Baie dankie weereens

Bertie Rietveld
Magaliesburg

LETTERS FROM OUR READERS // BRIEWE VAN ONS LESERS

Pierre

Ek het die artikel oor Robinson-meer baie geniet en somer dadelik vir Lukas hier in Roodepoort gebel om die aanwysings daarvoor te maak maar ek het nog nie tyd gekry om daar 'n draai te maak nie. Ek raak sommer jaloers, ek moes al lankal gegaan het, my kolega John is baie ouer as ek en hy weet van ou myn dorpe wat ons seker in die toekoms sal gaan besoek. Hoop ons kry iets.

Ek het jou kennis nodig, My ouers gaan volgende maand na my broer in New York. Ek wil hê hulle moet 'n Coil vir my saambring maar weet nie of ek die "Hothead 10" of die normale "Crossfire 12.5" moet saambring nie. Die "Hothead" en die "Depth multiplier" kos die selfde maar die "Hothead" is baie kleiner wat dit gemakliker sal maak vir my ouers. Ek weet nie of jy die "Hothead" ken nie maar hulle maak 'n boehaai oor hom op die internet. Wat stel jy voor?

Groete

Werner Uys
Gauteng

Dear Pierre

Thank you for the latest magazine, which arrived this week. I enjoyed reading the article about Robinson lake and the photographs turned out very clear.

Please find enclosed R20.00 for the F.I.N.D.S. raffle. Our hobby needs a lot of exposure, and we need to support their efforts.

Our finds this year have been a little scarce. Although last week I found a different type of ID plate – it's smaller than the one I found last year. It belonged to a W.W. Del, number 11164 and dated 1897. There is no regimental crest on it but it is a very good find. We will be sending photographs shortly of items that my friends have found, and also of my display cases showing a few years of hard digging.

Regards to everyone

Mike and Carol Bull
Springs

Please see Mike's article "My Mini Museum" in this issue. (Editor)

LETTERS FROM OUR READERS / BRIEWE VAN ONS LESERS

Dear Pierre

My husband and I have been out and about with our current metal detector, but we have only found four cents and hundreds of bottle caps and various other bits of junk metal. If we are lucky to win the raffle, I'm sure we will find something of value. We still eagerly wait for *Treasure Talk* and it gets read from cover to cover. We enjoy reading about other people's lucky finds. Keep up the good work – we really appreciate it.

Mark and Maria Staak
Aggeneys

Dear Pierre

Recently, I was lent some *Treasure Talk* newsletters by Mike Conradie. I found them fascinating to say the least. I never realized that such a newsletter existed. What do I do to receive your newsletter? My wife and I have been working on the Durban beachfront for three years and have many a tale to tell – maybe we can contribute to the newsletter as well. Keep up the good work and metal detecting is still a fascinating hobby, even after three years.

Yours Sincerely
Dave van Rensburg
Durban

Please see Dave's excellent article in our next issue - Ed

Beste Pierre

Ek stel al die afgelope 20 jaar in hierdie stokperdjie belang, maar kon nog nie bekostig om 'n metaalverklikker te koop nie. Hou aan met die goeie werk, want ek geniet dit om die nuusblaai te lees.

Vriendelike groete

Piet Swart
Marble Hall

LETTERS FROM OUR READERS / BRIEWE VAN ONS LESERS

Dear Pierre

Thank you for the booklet, it is very interesting. It is good to know that there are more Treasure Hunters who are willing to share their ideas and their finds. In the 1963 period I had a 2 Box RF Fisher and a TR Fisher model. Metal detecting at that time was not so well known. I was at farms in the Lindley and Reitz areas, Barsage (**Could not make out the spelling – Ed**) and Marble Hall - not much success, so you see – if at the time detecting was as popular as it is today it would have been a different story.

Those pictures of you and the rest are really good. You know every time while searching on the beach, somebody would come up to me and ask ... "What are you looking for; what does the detector cost, do you make up the price, is it worth it?" - my answer was that it is the most fascinating hobby in the world; why worry about what it costs, the challenge and anticipation make up for everything.

Hats off to Lukas for keeping alive and making the treasure hunt, and detectorists, eager and keen to carry on.

Regards

Tommy Thomas
Pretoria North

Beste Pierre

Vanaf 19 Februarie tot 26 Februarie hierdie jaar het ons met die karavaan in Mosselbaai gestaan. Soos gewoonlik staan ek vroeg in die oggend op. Op 20 Februarie gaan ek met my Garret Power Master na die strand "Die Bakke", met nie baie hoop om baie te kry nie – dit is immers net na die somer seisoen. Na 'n tydjie met my "swaaiding" geswaai, wil ek weet hoe laat dit is. Daar is niemand om te vra nie en ek het geen horlosie by my nie. "Dit is darem ongerieflik" het ek gedink, en weet julle wat? Enkele oomblikke daarna kry ek 'n manshorlosie onder die sand – 'n "Time Force"

Die volgende klink miskien te dik vir 'n daalder, maar enkele dae daarna (op 25 Februarie) gaan ek weer na dieselfde strand en ek dink "dit sal darem te gek wees om nog 'n horlosie te vind" - en so waar as vet – weer kry ek 'n manshorlosie. Ek het my adres en telefoonnommer by die polisie ingegegee.

Alles van die beste

Louis den Exster
Port Elizabeth

When I receive a letter from Mr. P A Fisher from Vereeniging, I always publish it in his own handwriting – the reason being his *beautiful* handwriting. He is 76 years old, and calls himself "the old toppie"! It is always nice to hear from you Mr. Fisher, and thank you very much for buying a F.I.N.D.S. raffle ticket (**Editor**)

Pierre,

I do not always get the opportunity to contact or talk to you, therefore may I take this opportunity to express my deep gratitude and thanks to you for your concern, input, interest and hard work on our behalf as detectorists or detectionists. Being a loner, it is nice to know what others are doing and finding. My kitty is now 2004 coins, plus war stuff. PATIENCE yes, DIG ON, one day, the right spot, the right target, who knows. DO'NT BURY THE PAST, BRING IT INTO THE LIGHT, ITS DARK DOWN THERE AND DIRTY. 2002 MUST HIDE THEM NO LONGER. HISTORY WILL NOT, MUST NOT DIE!


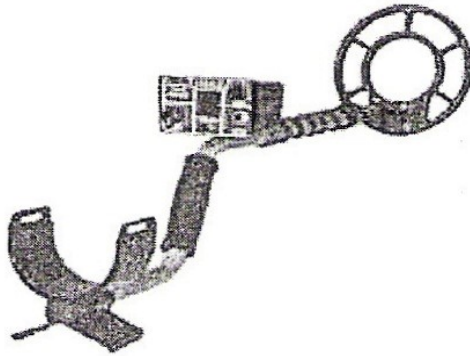
Please find enclosed my entry fee as requested, to further the cause, for sure, the best hobby in the world. Thorns, black jacks, rocks, meercats, snakes, guinea fowls, kerhaan, buck, spiders – distance – climbing OUR FRIENDS, AS WE SEARCH. Age does not matter, the hobby does.

Greetings and best wishes to you and your efforts on our behalf – every success and support. TREASURE TALK – WE WILL LISTEN!
THE NEXT ISSUE – THAT IS THE ISSUE!

P. A. Fisher (the old toppie) 76

FISHER METAL DETECTORS

Machines available for the Beginner and the Veteran Treasure Hunter



The Fisher 1225-X metal detector is light, tough, easy to use, selective and deep seeking for coin and relic hunting. It goes just as deep as other more expensive detectors and has powerful discrimination and ground-reject circuits -- yet it costs substantially less.

FOR MORE INFORMATION CALL

011-9543962 (Gauteng & OFS)

021-9765466 (Western Cape)

043-7264603 (Eastern Cape)

0824751016 (KwaZulu Natal)

BUYING AND SELLING SOUTH AFRICAN COINS

RANDBURG COIN – MUNT

(Founder member of SAAND)

We buy almost everything and will pay the best price!

Coins, Medals, Krugerrands and Diamonds

Postal Address : P O Box 2434
Randburg 2125

Tel: (011) 7892233/4

Fax: (011) 886 6404

E-Mail: randcoin@iafrica.com

Compilers of the South African Coin and Banknote Catalogue

'n Gatgrawer uit België

Deur Quinten Papenfuss


Vir 'n Belgiese polisieman was dit 'n belewenis toe hy onlangs vir die eerste keer saam met metaalverklikkervriende op die strande van Kleimond en Hermanus kon gaan vondse soek. Luc van der Linden is al jare 'n metaalverklikker-entoesias, maar het nog nooit die geleentheid gehad om saam met ander persone, wat sy entoesiasme deel, die sportsoort te beoefen nie, want in België is daar bitter min mense wat dit doen.

Luc is 'n jarelange penvriend van Martie (Quinten se L.V. – lieve vrou). So het hy en sy vriendin besluit om die Papenfusse in die Kaap te besoek en was sy enigste versoek om tog saam met vriende op die strande te gaan dolwe.

So het hulle, die Papenfusse en Pat en Corrie Cassidy 'n naweek Kleinmond toe gegaan. Volgens hulle was dit die ervaring van hul lewe: die natuurskoon, die rustigheid, die heerlike weer en natuurlik die metaalverklikkervriende! Luc het vir ringe gesoek, maar moes tevrede wees met muntstukke. Na 'n vinnige besoek aan Wolfgang, het ons lede plegtig belowe dat Luc voortaan ook ons gewilde kwartaalike tydskrif sal ontvang. Hy het 'n ope uitnodiging aan al die persone wat sy land wil besoek gerig dat hy uitstappies sal reël, met die moontlikheid van vondse van so 'n paar honderd jaar oud!



Die A-span grawers! (v.l.n.r) Pat Cassidy, Quinten Papenfuss saam met Luc van der Lingen van België. Luc, 'n polisieman met self 3 metaalverklidders, kon tydens sy onlangse besoek aan Suid Afrika, nie uitgepraat raak oor die mooi land en lekker strande nie.



BEACHCOMBER . . . Cornelius Nielsen with his metal detector searches the beachfront for hidden treasure. Picture: Eugene Coetzee

By Kathy Sundstrom

Beaches a treasure trove for city's metal detecting addicts

HIDDEN beneath the sands of our beaches lies treasure that only determined beachcombers like Port Elizabeth's Cornelius Nielsen are able to find.

Mr Nielsen of Linton Grange is one of a growing group of "treasure hunters" who comb the beaches on a regular basis with their metal detectors looking for anything interesting and, hopefully, valuable.

He can be seen most mornings on King's Beach as he is easily recognisable – he is the only person not wearing a costume, walking along the shores with an intent gaze and a machine that looks like a vacuum cleaner.

The stillness of the beach is often broken with a beep-beep sound, followed by a shriek of delight from Mr Nielsen who has obviously located something of interest.

Beachcombing is only a hobby for Mr Nielsen and it is not one that will likely ever make him rich.

Yet Mr Nielsen and his family have taken it on with avid determination – so much so that his wife, Dawn, thinks it is "addictive".

"As one magazine on treasure hunting put it – with beach-

combing the bank is always open and it is the best hobby by far," said Mr Nielsen. "You just never know what you are going to find."

The Niensens first became interested in treasure hunting when they discovered what amounted to a packet full of old coins from a shipwreck off Plettenberg Bay in July 1997.

The excitement of finding coins in the sand on the beach didn't wear off and Mr Nielsen decided to buy his family a metal detector so that the task of locating coins would be easier.

And they were in luck as they found a metal detector called a "bounty hunter" advertised in the East Cape Weekend swop column at a reasonable cost as its owner, Ivan Cowley, had passed away.

Mr Cowley had meticulously kept records of all his finds, but in terms of cash he accumulated only about R2 500 in odd coins.

Mr Nielson, who works a normal 9-5 job as a mechanical drawer with WelFit Oddy, spends most of his spare moments with his metal detector and the passion for the hobby has grown to such an intensity that he is now the proud owner of two detectors.

Youngest daughter Cindy is the one who most enjoys helping her dad search the beaches.

And their trips have been rewarding.

In his living room Mr Nielsen has a glass coffee table in which all the treasures have been stacked.

Among them are valuables like rings, earrings, pens and watches. Filed in a cabinet are all the coins the Niensens have found, which also amount to about R2 000.

Mr Nielsen also had a sample of what he finds most – bottle caps.

"It is a treasure hunter's nightmare as it makes the excit-

ing beep and then it turns out to be nothing," said daughter Wendy.

The Niensens also help keep the beach safe by removing metal caps and cans from the sand and Mr Nielsen has a rusted hunting knife, which he found with blade pointed upwards, luckily before anyone had stood on it.

The Niensens have also come to the rescue of many people on the beach who have lost valuables.

"Often people come up to us and say they have lost their car keys, a watch or a ring and, most often, we have been able to find it," said Mrs Nielsen.

Since Mr Nielsen first became interested in beachcombing, he has had to begin another kind of hunting – for literature on other beachcombers.

To date he has only found one magazine, called Treasure Talk magazine, and a few odd paragraphs from books in the library.

He has appealed to anyone who has any information on this fascinating hobby to contact him.

And he is also looking for another metal detector, as two are just not enough to accommodate this fanatical family's fantasy.

by CLARENCE COETZER.

We have bought the very latest, state of the art Metal detector; the newest, best since the invention of buttered bread, but the crunch comes when we have to learn how to use it!

If you are like I am, you unpack the machine P.D.Q. and insert the battery pack (or put the Ni-cad pack on charge) while taking a cursory peep at the instruction book (to "learn" how to operate the machine), taking in the basic instructions, then rushing outside to "try it out"! After a frustrating half-hour or so, and I am being generous, you rush back inside, grab the instruction book once more and REALLY TRY TO UNDERSTAND what it is all about.

STEP 1 is all about getting it right the first time - when you get the machine, be it new, used or home-made, read up all there is to know about the assembly and operating instructions, and about any special precautions which may pertain to your specific type of machine.

EXAMINE THE CONTROL PANEL of your machine carefully and become familiar with all of the controls: knobs, buttons, toggleswitches, plugsockets, etc.

Next, CAREFULLY READ THE INSTRUCTION BOOK from front to back, slowly and where difficult to understand, go through it again. Do this a SECOND time and then again for a THIRD time, THIS TIME REFERRING CONSTANTLY TO METAL DETECTOR CONTROL PANEL. Repeat this step a couple of times, and you will become more and more familiar with the operating methods for the machine.

When you are au fait with the above, transfer the detector to a large piece of ply-wood where no metallic objects are to be found and set up the detector in such a way that the search coil is lying upside-down on the plywood and the controls are over the edge and accessible to you. The plywood is supported on a couple of saw-horses, again so that no metal is nearby.

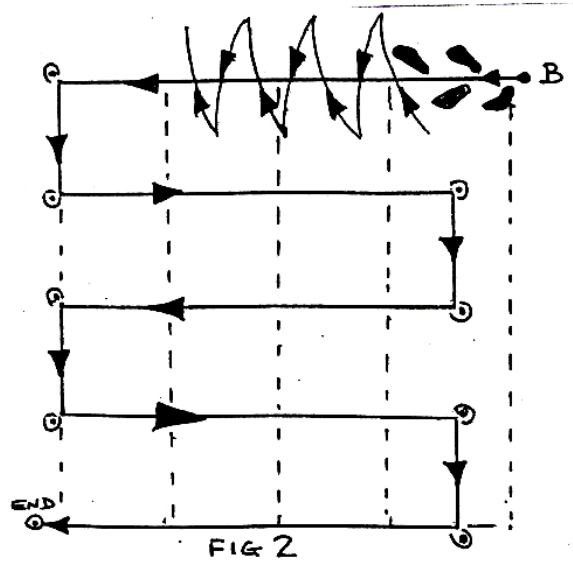
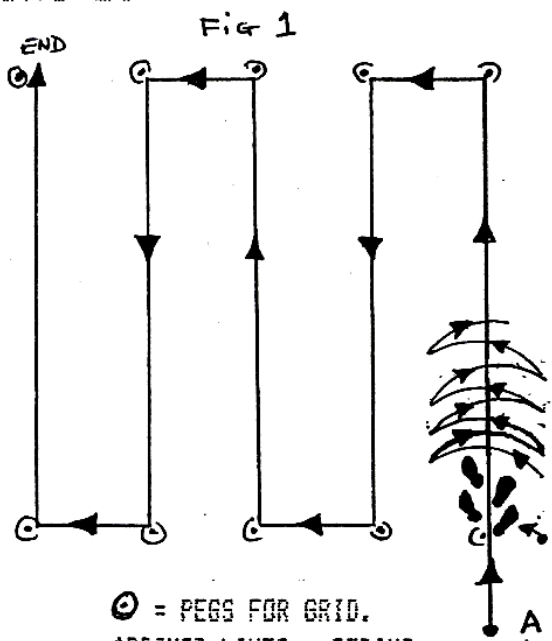
Now you begin to test you machine with so-called "in air" tests, to determine how it reacts to different metals. I shall not bore you with the procedures in this section as your instruction book will give a lot of ideas. However, when you have carried out air tests, you can go out and attack your garden and check for the reaction to soil searching, by "planting" suitable targets and "desirable" items.

Now, if you have passed the above tests and are

happy to continue (and I'll bet that you are), you will be eager to try your machine on the beach or at the type of site that you wish to work. BUT THERE IS STILL MORE TO LEARN.

I mentioned "GRIDDING" in a previous article. Okay, so how do we define "gridding"? Easy! Exactly as it is said. If you are to search a particular area, the simplest and best method is to lay out a grid pattern of parallel lines, approximately 1 metre apart, to cover the width of the area that you wish to cover, and, dependant on the length, at least as long as is wide, i.e., if 10 metres long, then 10 metres wide would be a good start.

Initially get yourself about 30 wooden dowels of about 1cm diameter by 6cm long and a good long piece of string. Use another piece of string pre-measured to 1 metre gaps and use this for your spaces. Set up your dowels (one end sharpened to a point for easy insertion into the ground, etc.) at one end and then do the same at the other end. Now you link the dowels with string, as per the illustration (1). When completed, start at point A and search the entire area, again as per the illustration, remembering to overlap each of your sweeps of the detector searchcoil. The string, incidentally, should lie flat on the surface of the ground or sand. When this pattern has been completed, for more complete and thorough searching, I recommend that you re-grid the area as per drawing 2 and search as indicated, starting at point B.



⊙ = PEGS FOR GRID.
 ARROWED LINES = STRING,
 WALK AND SEARCH PATH.
 ZIG-ZAG LINES = SWEEP
 PATTERN (CROSSING LINES).

PATTERN OVERLAID ON
 1st AT RIGHT ANGLES.

If you are trying to recover an article which is known to be in a particular area and have had no success with the above pattern, I recommend that you try the pattern as in drawing 3, starting at C and if you have to go further, try the pattern starting at D.

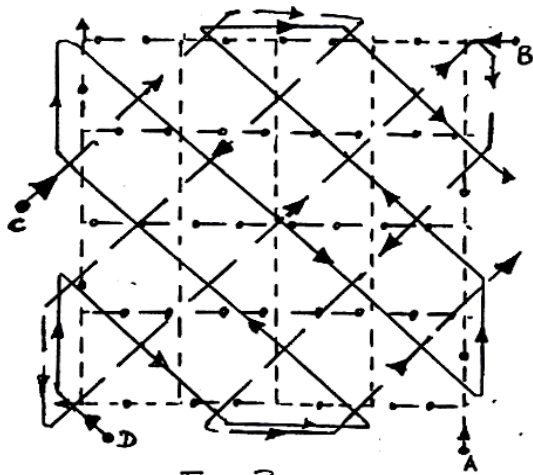


FIG 3.

TRACKS C & D OVERLAID
ON A & B DIAGONALLY.

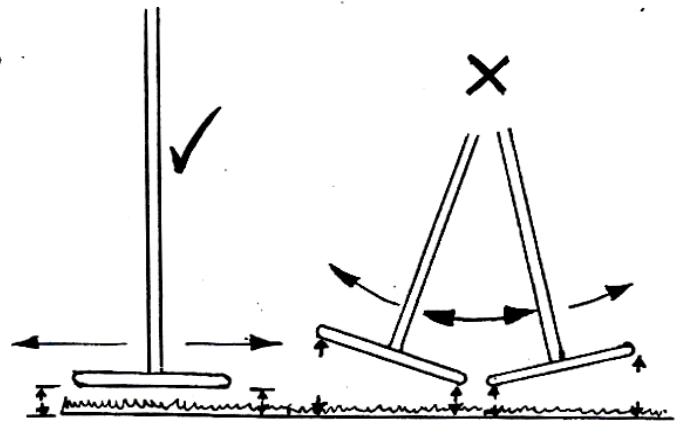


FIG 4

CORRECT COIL POSITION
AT END OF SWEEP.

INCORRECT COIL POSITION
AT END OF SWEEP.

Always remember that the swing of your detector should not be wider than 1 metre, because the searchhead should always be parallel with the ground, and if your swing is too wide, the edge of your coil will lift at the end of the swing and you will have false readings and you could miss something good. It is also advisable to "use your arm"; in other words, let your elbow and wrist "hang loose", or allow them to pivot, using your shoulder as the main pivot point. This will allow the searchcoil to keep closer to the surface of the soil without the edge lifting, etc. A stiff arm is the biggest cause of most peoples' detecting woes and causes aching, sore shoulders, wrists and elbows and backs. Your machine should also be assembled in such a way that it balances comfortably, and that the coil swings in an arc about 30cm ahead of your feet/shoes/boots. Do not wear steel toecapped shoes!

I shall not go into the process of the actual detecting process -that is for you to do. If you have done your homework properly it should be a piece of old takkie. We are now going to discuss TARGET PINPOINTING and the RECOVERY of your find in the best and easiest possible way.

We are really jacked-up and understand our new "Hot-shot Special" Metal Detector and are itching to try it out. We have permission to work our proposed treasure site and we are rearing to go. We have gridded the area and are ready to start.

We leave point A, sweeping 1 metre wide sweeps with strokes a maximum of one third to one half of the width of the search coil deep, and a few sweeps later, bingo! a big signal. What do we do now? Where do we dig and how deep? What do we dig with? Questions, questions and what answers? Get the shovel and dig!

But where DO we dig?

To be continued in our next issue...



BICKELS

Coins & Medals (Pty) Ltd.
Munte & Medaljes (Edms) Bpk.

Tel: (011) 833-1343/4

Fax: (011) 834-2980

Cell: 082 445 1461

Reg. No.: 1965/007326/07

Absa Building/Gebou, 3rd Floor/3de Vloer
76 Market Street/Straat, Johannesburg 2001
P.O. Box 61002 Posbus, Marshalltown 2107
E-mail: bickels@freemail.absa.co.za



WE BUY AND SELL

- Krugerrands
- Gold Coins
- S.A. Silver Coins
- Numismatic Coins
 - Banknotes
 - War Medals
 - Medallions
 - Bullion
- Gold Jewellery

ONS KOOP EN VERKOOP

- Krugerrande
- Goue Munte
- S.A. Silwer Munte
- Numismatiese Munte
 - Banknote
 - Oorlogsmedaljes
 - Gedenkpennings
 - Bullion
- Goue Juweliersware

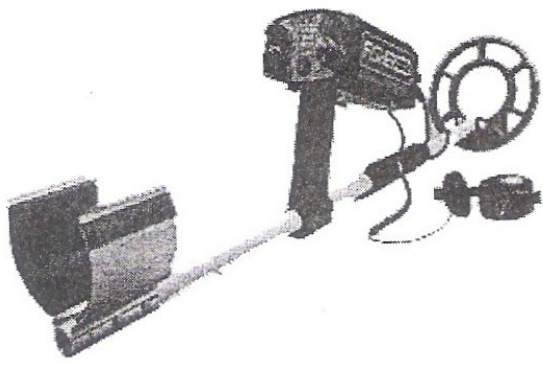


**JUST A PHONE CALL AWAY
NET 'N FOON OPROEP WEG**

MADesign Studio (011) 664-7593

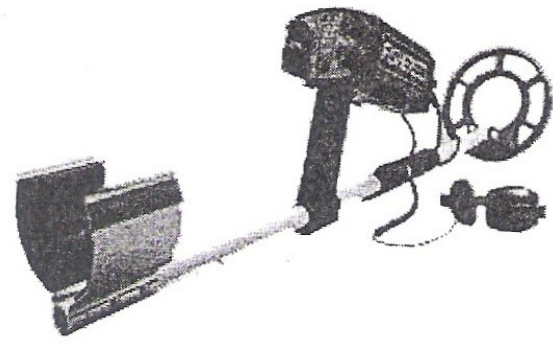
Readers of **Treasure Talk** Lesers

Please send us your articles, letters, photos and other snippets
Stuur ons asseblief u artikels, briewe, foto's en ander bydraes



DIE FISHER CZ20

Deur Dawie Berg



Die Fisher CZ20 metaalverklikker is een van die min verklikkers wat waarlik 'n onder water en droë land masjien is. Ek gebruik hierdie masjien die afgelope vier maande en wat het gebeur? My opbrengste het weer gegroei! Ons is so 5 mense wat hier op Margate, Uvongo en die ander strande gereeld loop. Ek en Ron loop gereeld saam, maar die ander klomp sien ons maar so nou en dan.

Kyk, die CZ20 is beslis goed – kyk maar hoeveel mense gebruik hom daar onder in die Kaap. En as hy nie goed was nie sou hulle hom mos nie gebruik het nie. Onthou, die Kaap het al goed lewe gehad, toe loop hier in Natal nog wilde diere rond. So daar is baie, baie meer ou dinge as wat hier die geval sou wees. En party van die items lê diep, maar nie diep genoeg om vir die CZ20 weg te kruip nie.

Die masjien gaan te diep vir my! Een keer loop ek en Ron saam op Uvongo en ons kry niks nie. Ons besluit toe maar om die nat sand te probeer. En dit is waar die moeilikheid begin het – onthou dié masjien gee drie verskillende geluide, een vir silwer, een vir yster (dit is waar ons kleingeld skreeu) en dan is daar die middel of medium toon vir ondermeer goud en “pull tabs”. Wel, Ron het so 2 munte uitgehaal, en ek so 3 of 4, en toe verskuif ons na die nat sand. Na 'n paar minute het ons nog niks gekry nie en Ron wil huistoe gaan. Ek praat hom toe om om so 'n rukkie langer te bly en daar kry ek 'n silwer sein. Hy vra my toe voordat ek grou of hy kan hoor of sy masjien, 'n ou Garrett, ook die sein sal kan hoor. “Nee, ou Dawie”, sê hy, “hier is niks nie”. Ek swaai weer my masjien oor die teiken en weer hoor ek die silwer sein. Hy hou my dop terwyl ek grou en op so 7 duim diepte haal ek die muntstuk uit. Ek kon sien hoe verbaas hy was oor die diepte van die CZ20.

Net twee tree verder kry ek weer 'n silwer sein... “Ron, hier is weer een” sê ek. Weer luister hy met sy masjien en weer hoor hy niks. Ek grou weer en hierdie keer is die muntstuk nog dieper as die vorige keer. Weer kry ek 'n sein en ek besef toe dat ons op 'n “hot spot” afgekom het. Hier by ons kry ons nou en dan “hot spots” maar gewoonlik is die munte nie te diep nie. Hierdie keer was dit egter anders – die munte lê baie diep. Ron kry nie 'n piep uit sy masjien nie, maar moenie dink dat dit 'n swak masjien is nie, dit kry net nie die diepte van my Fisher nie.

Wel, Ron was daardie dag so “kwaad” vir my dat ons tot vandag toe nog nie weer saam geloop het nie. Hy sê ek neem al die geld, en met my masjien is dit nie regverdig nie! Maar julle moet onthou dat ek al ver in my sestigs is, en Ron is al 73, en hy is 'n regte korrelkop! Maar dinge sal weer tussen ons regkom.

Wanneer ek in die nat sand iets hoor, grou ek, want die see, veral in die nat sand, kan jou masjien maklik verneuk, veral as die items al lank daar lê. Hier by ons, as 'n reël, lê die items nie te diep nie, maar 'n mens kry altyd die uitsondering, en dan moet jy maar grou – lam arms of te nie.

Een oggend so teen sewe uur vra 'n vrou my of ek na haar ring sal soek, sy het dit in die water verloor. Sy wys my by benadering waar sy die ring verloor het. Die water daar kom tot net so bo jou knie. Ek sê vir haar ek sal kyk, maar die kans dat ek hom sal kry is maar skraal, want die see maak met hom net wat hy wil. Hy kan nog daar lê, maar ook kan hy enige kant toe gegooi gewees het.

Ek loop so heen en weer al dieper en dieper die water in. Ek sien die lewensredder is besig om die swembaken-vlagpale te plant, en vir 'n oomblik is my gedagtes op 'n ander plek...die volgende oomblik gooi 'n groot golf my onderste bo. Ek vergeet skoon dat ek 'n onderwater masjien het en hou die masjien bo my kop, buite bereik wat die water. Voor ek kan opstaan is daar weer 'n golf op my. Alhoewel die see nie te diep daar is nie, kan ek nie opstaan nie, ek is veels te oud en te stadig vir die golwe. Die volgende oomblik voel ek hoe iemand my ophelp. Dit is die lewensredder, hy lag en vra my of ek nou wil staan en verdrink nog voordat hy sy vlae geplant het. Ek het soos 'n gek gevoel en is toe maar reguit huistoe. Dit was die eerste keer wat ek in die water ingegaan het, maar glo my, ook die laaste keer.

Wanneer ek nou in die nat sand loop, sorg ek dat ek nie dieper as my enkels in die water ingaan nie, die skatte in die dieper water los ek maar vir die jonger mense. Die meeste van die tyd loop ek nou maar in die droë sand, so nou en dan in die nat sand, maar nooit nooit in die water nie. Party van die golwe kan jou sleg verneuk, en een keer was genoeg vir my.

Ek het al by vorige geleentheid gesê dat sukses so 20% van die masjien afhang en 80% van die operateur. Ek het my masjien net so 'n week gehad toe ek en Ron en 'n vakansieganger op die strand gaan stap. Een plek is so teen die rotse en daar sit gewoonlik baie vakansiegangers aangesien daar baie koelte is. Maar dié plek is 'n "pull tab" paradys...jou verklikker hou aan met skreeu. Ek besluit toe om my masjien se diskriminasie op 6 te stel en sodoende alles behalwe silwer uit te skakel. Die ander twee egter, het moed opgegee, en het maar weer nader aan die see gaan stap.

Die CZ20 het soos 'n droom gewerk – geen geluid nie – net wanneer daar silwer was het hy lewe gekry. Die enkele uitsondering was 6 brandewyn propies. Ek het oor die 30 silwer munte uitgehaal – die meeste in 'n lang tyd. Ron en die vakansieganger het saan minder as twintig munte gekry.

Die CZ20 is vir my egter 'n bietjie te swaar en ek hou nie daarvan om met hom langs my sy ("hip mount") te werk nie. Ek sien in die tydskrifte dat die Amerikaners dit so verkies om te werk, maar dit is nie vir my gerieflik nie.

Ek dink die Fisher CZ7 is ook 'n masjien wat 'n mens kan vertrou en op staatmaak - 'n geen nonsens masjien. Ook wat diepte betref het hierdie masjien min gelykes. Ek dink ook dit is dié masjien vir mense wat aan die kus bly, want nat of droë sand is geen probleem nie. Ook kan jy in die water met hom soek, maar dan moet jy nie so treurig en oud soos ek wees nie.

Ek gebruik herlaaibare batterye en ondervind geen probleme nie. Dit spaar my heelwat geld, en ek kry genoeg ure uit een stel. Wanneer ek die batterye laai

gebruik ek 'n meter om te sien wanneer hulle vol gelaai is. Wanneer my meter sê dat hulle vol is, haal ek hulle uit. As jy nie 'n meter het nie, kan jy deur te voel of die batterye warm is, weet of die batterye vol gelaai is. Maar die meter werk die heel beste. Elke uur neem ek 'n lesing. Ek skryf dit neer, want al die batterye laai nie ewe lank nie. As jy byvoorbeeld 9 volt batterye laai, en die lesing is so 9.80 of 9.81, en die volgende uur se lesing bly dieselfde, dan kan jy maar weet die batterye is vol gelaai.

Ek het al batterye wat oor die drie jaar oud is, en ek gebruik hulle nog steeds. Ek sorg dat hulle goed pap is voordat ek hulle laai, en wanneer ek hulle laai sorg ek ook dat almal dieselfde sterkte is. Daar is ook nou herlaaibare batterye op die mark wat nie 'n geheue opbou nie, maar hulle is baie duur. Wie weet, dalk is hulle tog die moeite werd.

Ek het nog nie parke en skole met die CZ20 gewerk nie, maar met al die strande hier kry ek ook nie eintlik kans daarvoor nie. Ek is seker dat jy aangenaam verras sou wees indien jy wel parke en skole sou doen. Ook natuurlik as jy slagvelde sou besoek. Juis omdat dié masjien so diep gaan. En as daar yster sou wees kan jy die masjien maklik instel om dit uit te sny. Dit is 'n wondelike stokperdjie, maar dan moet jy die regte masjien hê – soos die Fisher CZ20. Ek verskaf ook die volgende inligting van Fisher Research Laboratory:-Fisher Research Laboratory has introduced a submersible target-I.D. metal detector to compliment the Fisher line of QuickSilver land and shallow-water target-I.D machines. "Underwater treasure hunters have been asking for a waterproof QuickSilver model ever since the splash proof CZ-6 QuickSilver was introduced 2 years ago," said Fisher Marketing Manager Galen Young. "So here it is: the CZ-20, a waterproof, target-I.D. machine that uses the same basic circuitry as the CZ-6." Submersible to 250 feet, the CZ-20 detects buried metal in salt water, fresh water, shallow water and on land. It has two search modes: a silent-running, slow-motion, target-I.D. mode that ignores trash; and a hot, wide-scan autotune mode for all-metal searching. Two bright, red LED's flash over the target, varying in intensity according to signal strength. Other features of the CZ-20 include no-motion pinpointing, faint-target audio boost, Fourier Domain signal analysis for increased depth and accurate target identification and a distinctive big-target alert. The CZ-20 also uses a three-tone target-I.D. system: a low tone for iron; a mid tone for pull tabs, foil and most gold rings; and a high tone for U.S. coins, silver rings and some gold rings. Like all Fisher detectors, the CZ-20 is easy to operate. It features a cushioned arm rest, soft foam grip and control housing that slips off the handle for hipmounting. Four, 9-V batteries (instead of two) have doubled the CZ-20 battery life over previous QuickSilver models.



DETECTING STORY (Finding an old American colonial coin)

By Bud Bing (USA)*

Yesterday, my brother and I were detecting the edge of a field near the water. We had arrived there about two hours earlier and had found very little. I had about 3 non-descript buttons and my brother had what looked like a very worn large cent or British copper. Of course, there were a number of the omnipresent shotgun shells. Ed said "Lets get out of here and find another spot." I agreed and we were beginning to head back. We were walking about 20 feet apart swinging detectors; my brother with an XLT and me with my Shadow. We must have crossed this area a dozen times. Then I had a signal and stopped. Nice signal... checked it with the coin ID and the signal did not change. I told my brother that I thought I had a coin.

By the way in this area, I had found one nickel and 2 clad quarters (the latter 2 in the same hole) earlier. My brother came over and checked the signal. "Reads 78-80; sounds like a dime", he said. He did not check the depth. I dug a scoop about 6 inches down with my Black Adda - English shovel. My brother checked the pile and the hole. "It's still in the hole". I reached into the hole and cleaned it out with my hand. "It" was now in the pile next to the hole. My brothers detector was causing interference with mine so I asked him to back his away. I picked up a handful of dirt and passed it over my detector - nothing. I did it again. Then I looked in the pile next to the hole and saw a disc, caked with dirt. I thought it might be a large cent or English copper. I picked it up. Nope, I thought, too thin to be either of those; probably a button. I quickly felt the front and back but found no telltale nub. Then I looked at it and although it was covered with dirt I saw the telltale ring of small beads.

"Oh Gosh!" I said. It is not my habit to use profanity, nor am I religious, but I think I must have been giving thanks.

"Come on", my brother said, somewhat annoyed. "What's the big deal"? I gave him the coin. He turned it over and said "1652 - this is really clear". He was uncertain what he was looking at. "What is XII"? He asked. I said it is a "Tree Coin"- I'm not sure which one yet but it is a shilling. I took the coin back and cleaned off some of the dirt very carefully. This side of the coin was less distinct. I said, "I can see it not a pine tree. If it is a willow tree it may be worth \$40,000. An oak tree maybe \$5,000. I decided it was an oak tree. I couldn't believe it.... This is by far the best coin I have ever found.

I had previously found three tree threepence - two oaks and one pine tree (two over a 24 hour period - but that is another story) but those dime sized thin coins pale in comparison to this 50 cent size coin. On one side in very bold letters is seen 1652 and XII. The silver appears a bit smeared over the 2 and the last I of XII. Also, there is a small imperfection between 1-3:00. NEW ENGLAND and AN DOM are boldly seen circling the edge of the coin. On the reverse, the oaktree is rather faint, but is clearly seen nonetheless. MASACHVSETS is crudely and indistinctly seen outside the ring of small beads. Some letters are quite clear, however. I told my brother that we really needed to do the area more carefully, but he was restless. "We have already been here 2 hours and there are practically no signals". OK, so we left, but I can't wait to get back to that field!

*Bud was one of the 20 Americans that detected with us (Pierre and Lukas) in England in 2000.

GESOGTE VERSAMELSTUKKE

Kombineer baie ure van skattejag met bietjie kennis van numismatika en kyk net watter verrassings en belonings wag op jou.

Meeste van ons sal doodgewoon die munte wat ons vind tel en spandeer, maar dit is lank reeds my gewoonte om opletterend te wees vir munte met afwykings, veral as dit muntgemaak is.

Onlangs in die VSA het hulle enkele nuwe \$ munte geslaan met 25c stempels, m.a.w. hierdie munte wys \$1 op die voorkant en 25c op die agterkant. Die munte verhandel teen soveel as \$40 000 (R300 000).

Oor die afgelope maande het ek ook toevallig die volgende munte teëgekomm:

R2 NIKKEL MUNT VAN 1989 (suiwer nikkel)

- geslaan op 'n skyfie van 1989 10c nikkel munt m.a.w. 'n suiwer nikkel R2 munt.
- die standaard R2 munt bevat 'n koper kern.
- by Buffelsbaai gevind.

Die dikte en deursnee van die 10c nikkel skyfie was kleiner as die gespesifiseerde koper skyfie en gevolglik is die R2 munt wat daarmee geproduseer is, ook kleiner as die regte R2 munt.



Let op in die foto dat dit lyk of die R2 munt afgesny is aan die onderkant.

	Standaard R2	Ondermaat R2*	Nikkel 10c*
Deursnee (mm)	23	21,3/21,6	20,6
Dikte (mm)	1,9	1,0/1,5	1,5
Gewig (gr)	5,5	4	4

(* Magneties vergelykbaar)

- Die standaard R2 munt bevat 'n koper skyfie wat nie-magneties is, en gevolglik is die magnetiese eienskappe van die ondermaat R2 met nikkel skyfie baie sterker as die standaard R2 munt.

VYF RAND MUNT VAN 1994 (vervals)

Die Fisher Impulse is 'n baie goeie masjien vir ons rooi en geel munte weens hulle yster kerns.

Met die R1/R2 en R5 munte is dit egter 'n ander storie. As ek 'n swak dowwe syn kry kan ek seker wees dit is een van hierdie drie munte, maar soms kan 'n R5 munt ook 'n harde skerp sein gee.

Toe hoor ek onlangs dat daar moontlik vervalste R5 munte in omloop is en kom die vraag by my op of hierdie skerp sein R5 munte miskien vervals kan wees.

Met hierdie gedagte gaan kyk ek toe na die laaste een-en-dertig R5 munte wat ons opgetel het.

Met eerste inspeksie vind ek geen fout t.o.v. voorkoms, kleur, gewig, dikte en deursnee, maar toe onthou ek die magnetiese variasie van die ondermaat R2 munt en begin toe elke munt met my spesiale magneet toets.

Uiteindelik vind ek een R5 munt wat feitlik geen magnetiese induksie toon nie, maar steeds geen ander sigbare aanduiding dat dit 'n vervalsing kan wees nie.

In desperaatheid gebruik ek toe maar 'n baie klein feiltjie om op die rand van die munt 'n merk te maak om die kernmetaal bloot te lê, en daar lê die finale antwoord, geelkoper in plaas van rooikoper, m.a.w. "made in India or China".

By nadere ondersoek kom ek toe ook agter dat die nikkel platering op hierdie munt baie dun is en dat dit die oorsaak moet wees van die verminderde magnetiese induksie.

Dit is nie duidelik waarom sekere R5 munte helder of dof reageer met die metaalverklikker, moontlik die helling van die munt in die sand en ook die variasie van die platering.

Algemeen

1. Gelukkig is al hierdie munte in droë sand gevind kort nadat dit verloor is en gevolglik nie beskadig deur see of sand.
2. Hierdie munte, behalwe die R5, is nie vervalsings.
3. In aggeneem dat ek en Erika in die verlede duisende munte per jaar uitgegrawe het kan u self sien hoe opletend u moet wees om hierdie rariteite raak te sien.
4. Ek het ook 400 R5 munte by die bank gaan haal om te kyk hoe algemeen die R5 vervalsings mag wees, maar kon niks meer vind nie.

JOHN & ERIKA

My Mini Museum

By Mike Bull

Over the past year I have been sorting through all my detector finds. These have been stored in various ice cream containers and placed in cupboards & shelves throughout the house. It's amazing how much junk we bring home from the Veldt. However, out of 10 pieces of rubbish we dig up, there is usually only one item worth keeping. And of these "worth keeping" finds, I have endeavored to place on display.



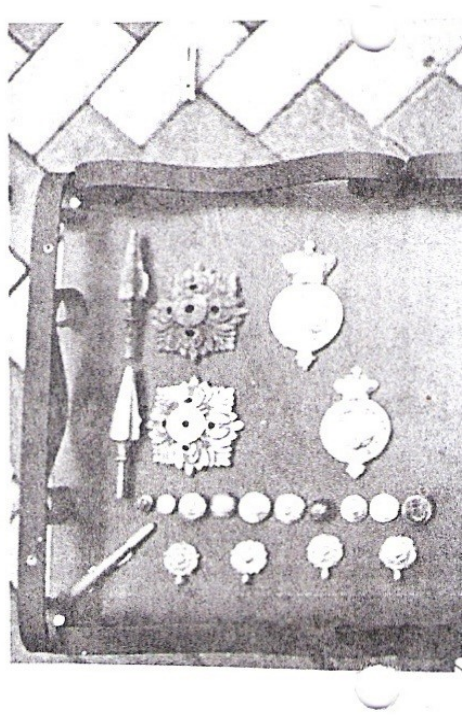



At the rear of my house there is a small store room, and this I have cleaned out, painted and transformed into my "mini museum", containing display cases and shelves of all my best finds and some swapped and bought from my friends.






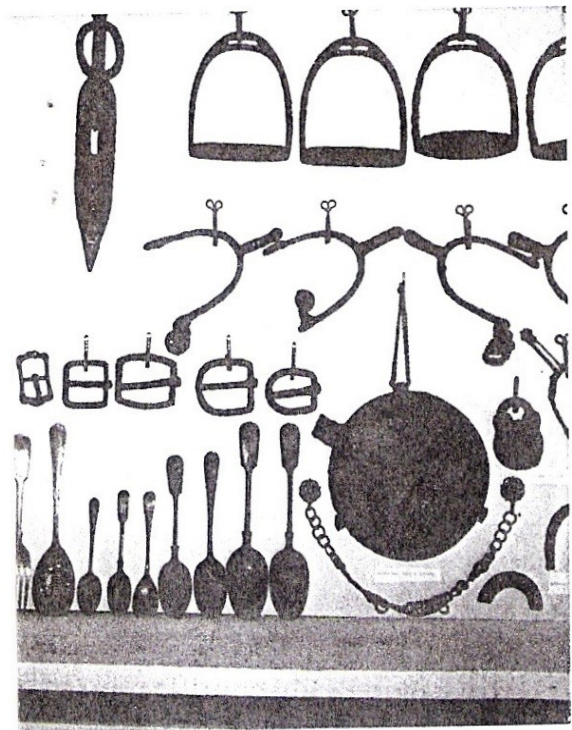
I was encouraged in this after seeing Lukas van der Merwe's fantastic room full of Boer war items last year. The photographs I have enclosed show only a small part of the items dug up in and around Middelberg (Gauteng) over the past 4 years.

My detector and I enjoy finding buckles. We have managed to find over 40 different types of Infantry and horse harness buckles. The ID plate shown in the right hand side, I have found a few years ago. It shows the name of the soldier (W.W. Del) No.11164 and dated 1897, which was probably the date that he enlisted.

The rest of the photographs are of the badges that I have found. The silver coins consist of Victorian shillings and, sixpences, three-penny pieces and a Kruger shilling and sixpence. I have made up a display of personal items found at one special site in Heidelberg. This consists of buckles, broaches, keys, copper coins and even a couple of ladies stocking fasteners. My rings collection are of brass wedding bands, a couple of silver and one gold plated child's ring, only 11 in all but believe me they are difficult to find in the veldt.

Apart from the personal satisfaction I get from looking at the fruits of my hours of hiking and digging, I enjoy showing people some of the history that lies beneath our countryside. A lot of which will be lost in a few years, mainly to building development and the ravages of time and weather. Please see next page for photos.





doculam

OFFICIAL AGENTS OF GARRETT PRODUCTS IN SA

STEP INTO THE WORLD OF ADVANCED
HI-TECH TREASURE HUNTING

PURCHASE A GARRETT PRODUCT, INTERNATIONALLY
RENOWNED FOR THEIR PERFORMANCE, RELIABILITY,
SERVICE & SUPPORT

JOHANNESBURG
(011) 886 9412

DURBAN
(031) 201 2092

PORT ELIZABETH
(041) 487 3336

CAPE TOWN
(021) 551 8142



order on-line

www.doculam.co.za

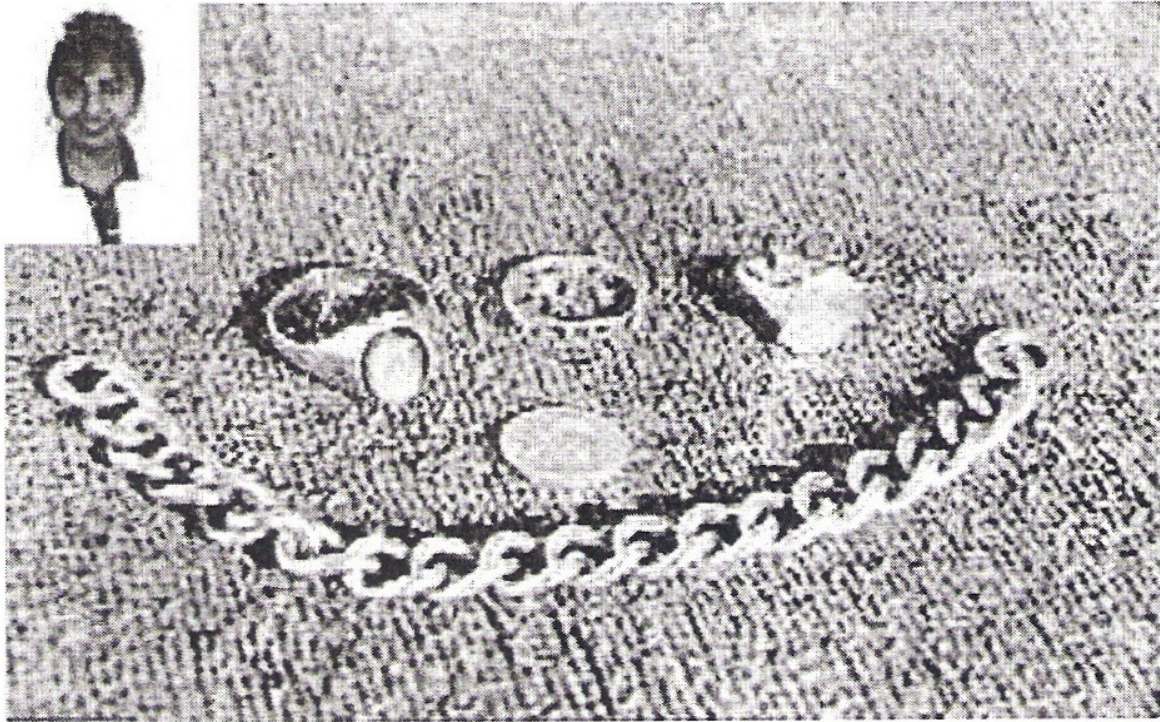
e mail : info@doculam.co.za

GARRETT

THE WORLDS FINEST METAL DETECTORS

MY CONFESSION

By Yumna Kahn



I am a mother of four children; three of them are boys; Imraan (18) Riaaz (16) and Riyaad (14). Three months ago I bought a Garret Ace 200. The reason for this purchase was mainly to keep my children from getting up to mischief and I also saw this as being an inexpensive outing for the whole family.

At first they were all extremely enthusiastic about the new hobby. We would get up at five in the morning to go metal detecting. Riaaz was exceptionally enthusiastic about this detecting. We found hundreds of coins. We went to all the beaches we could think of, from Blouwberg to Strand, from Strandfontein to Fish Hook. We even had our own "hot spot" which we had found, but all we ever found were coins and a few silver rings. When the novelty was still there, finding coins was great, but coins alone was not going to keep the interest of my boys forever, they had heard too many tales of gold.

After an outing I would discuss my finds with Andy who is also a detectorist and we work together. "What have you found today", I asked? Three rings he would say. (When he talks about a ring he means a *gold ring*; he never mentions silver rings). I would feel sick! All we were finding were coins, but no gold. I would say to him that he was just "lucky", but he was always quick to reply that it was hard work and required plenty of patience. He also told me that we first had to learn how to cope with disappointment before we would find the first gold. I worked just as hard, got up at five, detected till one, started work at two, finished at eleven, and arrived home at twelve. Is that not hard work? My motivation was dwindling, but it was not so much about me, I had to keep my children motivated. If only we could find one gold ring, I thought. Even Riaaz's motivation was fading to the extent that he would rather sleep late than

go detecting with me. I was so desperate to keep him motivated that I did something very awful. I knew that sooner or later we would find a gold ring and that would keep them all going.

On Saturday, 13 October I convinced Riaaz to join me on an early morning outing to Kalkbay, the spot looked great and I thought we would do well, I was however extremely well prepared in the event that it was not as great as I thought! We arrived there at 6:15 am, by 7 am we had not found a single coin and I saw that he was losing interest. The time had come for me to act. What I did next was despicable; I "planted" a rather corroded looking gold ring, which I had bought, in a spot where he would find it. Riaaz managed to "find" the ring and was so excited, but how did I feel? I felt so disgusted with what I had done, I felt like a cheat, all I wanted was for him to feel good about the detecting again and the real gold rings would follow. His face lit up with such joy and his feelings towards detecting changed so positively within a flash. The truth is that I never wanted to deceive him, but only wanted to encourage him to hang in there until he could find "real" gold. Is this not what mothers do from time to time? I had achieved my objective, but that still did not make me feel any better. Whenever I had become depressed about not finding gold my detecting friend would always say that sooner or later the gold would come, but unfortunately my patience had run out too soon.

Six days later, on Friday 19 October I went to Muizenberg with my youngest son Riyaad (14). I did not enjoy going to Muizenberg, as I had been there before and always thought that it was the worst beach that I had searched, as I had never even found a single coin there. Andy persuaded me to go back and told me that each beach had its secrets and if I went there often enough I would figure the beach out. I was not entirely convinced, but I went.

We walked from 8 am until noon. This time it was very different though, we found many coins and even found two silver rings. I was so excited about the silver rings and finding all those coins "Wow"! From about 11:30 Riyaad started to get tired and wanted to go home. "Wait", I would say, "I just want to find that gold ring". I had to be at work at 2 PM and eventually decided to pack it up. As we walked towards my car I saw Andy drive up, he had been scuba diving \ detecting further down the coast and had dropped by to see how we had done. I threw all my finds on the ground for him to see. He was going through the coins, when he stammered, "Hey this is a gold coin" as he rubbed off the sand. Only then could I see that it was a small gold coin, which I eventually discovered was a 1\10 ounce Kruger Rand. It had possibly come off a pendant or a ring. Now that it was clean the 22-ct gold glittered like the day it was made. I recalled finding the coin, but had thought that it was a rather new 1 or 2 c coin as it was well covered with wet sand and we just dumped it in with all the other junk.

Is it not strange how sometimes in life we try to manipulate things to what we believe would be to our advantage instead of just being patient? How we force things to happen instead of allowing life to take its own course? I knew then that I had been taught two of life's very valuable lessons, which were to be patient and have faith. Then suddenly I realised that the worst sin that I had committed was trying too hard to be a good mother - but that I had just been forgiven. I turned away, lifted my head up, closed my eyes and said "Thank you God".

I just hope that my son can forgive me too!

SKATTE VAN DIE WES-TRANSVAAL.

DEUR LUKAS VAN DER MERWE

(Lord of the Rings)

SO 'N MAAND GELEDE IS EK DEUR TANT SAARTJIE VAN HARTEBEEFSFONTEIN GEKONTAK OM TE KYK VIR N PAAR SKATTE WAT OP HAAR PLAAS BEGRAWE IS. NOU NIE DAT EK JUIS BELANGSTEL OM VIR GROOT SKATTE TE SOEK NIE, UIT ONDERVINDING WEET EK DAT DIT NIE SOMMER SO RONDLE NIE.

WAT MY BELANGSTELLING GETREK HET, WAS DIE DORPIE HARTEBEEFSFONTEIN. DIT IS SO 25 KM NOORD WES VAN KLERKSDORP. MET MEUTEN SE OPRUK NA KLERKSDORP OP 18 FEBRUARIE 1901 HET HULLE OP DIE PLAAS BRAKPAN UITGESPAN. GENERAAL PJ DE VILLIERS MET 1500 BURGERS WAS OP HARTEBEEFSFONTEIN. MET N GEWELDIGE TEENSTAND, IS DAAR DEUR DIE BOERE LINIES OPPERUK, EN DIE ENGELSE IS TOE OPPAD NA KLERKSDORP TOE. GEDURENDE DIE ANGLO BOERE OORLOG IS DIE HELE DORPIE PLATGESKIET.

SATERDAG OGGEND IS EK OP PAD, EN HET SOMMER MY REKENMEESTER OPGETEL WAT OP KLERKSDORP BLY. BY TANT SAARTJIE AANGEKOM, WYS DIE WERKERS SOMMER VIR ONS WAAR OM IN TE RY. SY HET GLO VIR HULLE GESE OM NET VIR DIE " GP " NOMMERPLAAT TE KYK.

SONDER OM KOFFIE TE DRINK, RY ONS SOMMER PLAAS TOE - WAT 25 KM IS, WORD TOE SOMMER 60 KM. BY DIE PLAAS AANGEKOM WYS SY VIR ONS WAAR TWEE MENSE VIR HAAR DIE PLEKKE AANGEWYS HET . HIERDIE IS MOS GROOT DIAMANTVELDE . SY SE DAT DIT GLO TWEE KISTE MET GOUE PONDE IS , EN N DERDE OP N ANDER PLEK WEG GESTEEK IS.

JAN EN TANT SAARTJIE




NA N LANK GESOEK, KRY ONS NABY DIE PLEKKE GOEIE SEINE MET N VERKLIKKER WAT BRAND IN MY HAND VIR ANGLO BOERE OORLOG ITEMS. ONS MAAK VINNIG VERSKONING EN SE DAT ONS NOG GRAAG OP HARTEBEEFSFONTEIN WIL GAAN " GROU".

DAAR AANGEKOM, RY ONS TOT OP DIE BERG, MET DIE PAD NA DIE DORP SE WATERTENK.

DIE EERSTE SEIN WAT ONS KRY IS N MARTINI HENRY DOPPIE. BAIE SKRAPNEL VAN DIE LIDIET BOM WORD GEVIND. AL DIE RELIKE WORD MET DIE GPS "GE-PINPOINT" .

AGTER N SKANS KOM JAN OP N HELE ARSENAAL VAN DERTIG MARTINI HENRY PATROON DOPPIES AF. DIT LYK VIR MY OF DIE BOER NA DIE RIGTING VAN COLIGNY GESKIET HET. EK IS TERUG NA DIE BAKKIE OM DIE VIDEO KAMERA TE GAAN HAAL WAAR JAN NOG AL DIE TYD BESIG WAS OM TE GROU.



1897 DUITSE MAUSER DOPPIE

DIT IS DIE EERSTE KEER WAT JAN OP DIE SLAGVELDE GRAWE. EK SE TOE VIR JAN HY MOET NET SEKER MAAK DAT DAAR NIKS MEER IS NIE. MET NOG N SEIN, WORD DAAR WEER GEGRAWE, WAAR JAN TOE OP N GOUE RING AFKOM – MET N GROOT GEJUIG MOES EK SUKKEL OM VIR JAN TE VERDUIDELIK DAT DIT MY RING IS WAT HY UITGEHAAL HET.



OP DIE BERG WYS JAN MY 'N GROEN DAK, EN SE, SIEN JY DAAI PLEK?, AS ONS KLAAR IS, DRINK ONS AL SY CASTLE OP. NA N LEKKER DAG SE GROU IS ONS AF DORP TOE.

SO MET DIE VUIL AGTER-ENTE EN AL SIT ONS IN DIE DORP SE KROEG. GELUKKIG IS DIT NIE 'N HONDERD

JAAR TERUG NIE. ANDERS HET HULLE DIE KROEG ONDER ONS "GA**E " UIT GESKIET!

FISHER METAL DETECTORS

Call *Lukas van der Merwe*

Cell: 0829017701

CINDERELLA

by Owen Timmermans

Gold --- all the time gold! A new discovery in Borneo, one of Indonesia's numerous islands ----- gold found in Australia. True, believe it or not, that once famous, then long abandoned Australian gold field north of Perth. In the news again, no longer abandoned thanks to new powerful ground cancelling metal detectors turning up thousands of nuggets missed by the old timers.

One evening, glancing at the paper's Business columns I read:

Platinum quoted at \$600/612 per oz.

Palladium fixed at \$958/oz.

Gold quoted at \$274,25/\$274,55.

Look at those prices — why not look for platinum or palladium? Certainly more valuable than gold!

A large part of the world's production of the platinum group metals once came from placer deposits. Extensive placers are found on the eastern slope of the Ural mountains, where detrital platinum occurs in the gravels of various stream courses. The crude platinum is found as small rounded grains and also, but more rarely as nuggets. Its fineness expressed in parts per thousand ranges from 750 to 850, the remainder being iron, copper and various metals of the platinum group, in particular iridium.

Six related metals make up the platinum group metals: platinum, palladium, osmium, iridium, rhodium, and ruthenium. In nature these occur together as native metals or as alloys.

Platinum bearing gravels are also found in the Choco district of Colombia in South America.

Platinum and associated metals mainly occur in basic rocks such as peridotites whereas gold on the other hand is largely found in acid rocks such as quartz.

It's hardly feasible spending a week-end in the Urals or South America, metal detecting! Don't throw your arms akimbo!! Osmiridium, an alloy of osmium and iridium is found in the Rand gold banket from which it is recovered on corduroy tables. And what's more interesting, platinum was found widely distributed in Transvaal's basic rocks


It is a greyish-white lustrous metal with a specific gravity of 21,4 and a melting point of 1760 degree C. Detrital platinum is usually found in grains and irregularly shaped lumps. Some samples of native platinum attract iron filings like an ordinary magnet.

Gold and platinum are often found together in the prospecting pan. Gold forms an amalgam with mercury whereas platinum does not. This is the basis on which a separation could be achieved.

In May 1924 a prospector-farmer panned out platinum grains from a dry water-course on Maandagshoek in the Lydenburg district. A series of discoveries followed which eventually proved that the Bushveld holds the world's greatest known ore-reserves of the platinum-group metals



There must be an outcrop up there!



Electronic prospector scanning the side of an embankment which was once the bed of a stream — note the smoothly rounded rocks.

Alluvial and eluvial deposits occur near outcrops and in streams draining the platinum bearing areas. It may well be very interesting to metal detect such areas.

The following lines aptly describe the thrill of discovery — that of the Mother Load of platinum on Maandagshoek: *What he had seen at Maandagshoek had convinced Dr. Merensky that everything else had to wait, no matter how urgent --- the search for platinum was paramount!*

Work should start from the spruit. His assistants fanned out, collecting samples. The following morning the samples were panned. Merensky watched the results closely. He seemed restless, time and again gazing across the veld, looking at the distant shimmering hills. Then towards the end of the washings he softly murmured : “Nothing! – we won’t give up though. We’ll have to cover a larger area, move further afield!”

Merensky worked with his men —there it was, he had found colour in his pan, he had picked up the platinum trail right across the plain, it led him still further up the far range of hills. He seemed tireless, digging, panning — the trail grew stronger. After four days of back breaking labour he found himself within a circle of rocks. Evening was falling but Merensky couldn’t make himself stop. Taking a sample of soil from amongst the boulders he hurried it down to a little spruit at the bottom of the hill. It was really too dark to see what he was doing so once more he clambered up the hill, filled his sample bags with the same soil he had just panned, chipped rock samples of the boulders as well, and left for camp.

Next morning early, Merensky panned his soil samples first. Platinum!! It was there on the bottom of his pan. Next he crushed his rock samples and panned them. The one after the other showed promising platinum concentrates.

“The Mother Load!” he cried — “we have found it. Look you chaps, look at these rock samples — look well and remember!”

Of one thing I am certain — never again will I curse and splutter on finding dull looking metallic grains and call out ‘cast iron’ and think of the evil smelling clouds that characterize ISCOR. No!, before doing that I make quite certain what it is the metal detector has found for me.

Thank You Very Much // Baie Dankie

To everyone who bought tickets for the F.I.N.D.S. raffle. The draw for the Fisher CZ7 Metal Detector will take place on the 15th of August 2002 and the winner will be announced on our F.I.N.D.S. website. Come and visit our international metal detecting forum and hear what fellow hobbyists from other continents have to say!

www.findsinternational.org

This newsletter is sponsored by

SANTAM LTD

South Africa's largest short term insurer



COVERING SOUTH AFRICA

Hierdie nuusbrieff word geborg deur

SANTAM BPK

Suid Afrika se grootste kortermyn versekeraar