
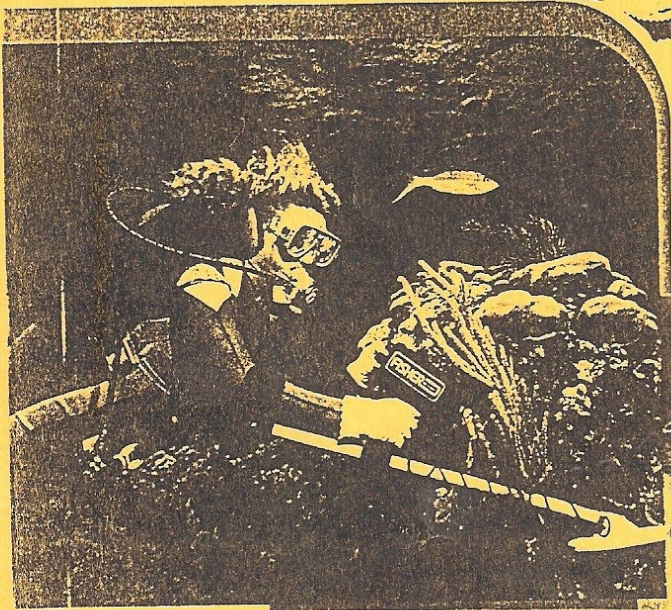




TREASURE TALK

SECOND QUARTER / TWEEDE KWARTAAL 2000

NEWSLETTER FOR SOUTH AFRICAN METAL DETECTING ENTHUSIASTS
NUUSBRIEF VIR SUID AFRIKAANSE METAALVERKLIKKER ENTOESIASTE

INTERESTED IN BOOKS
ON TREASURE HUNTING?
Write to Treasure Talk
for more information



LETTER FROM THE EDITOR / BRIEF VAN DIE REDAKTEUR

This second issue of 2000 is send out to readers before the start of the second quarter. The reason for this is to notify readers well in advance of our second Treasure Talk Find of the Year Competition. Full details of the competition appear on the back page. Readers will remember that our competition last year was a big success. The entries that were received had our judges scratching their heads, but eventually a winner was selected - Eric van den Berg from Heidelberg with his winning entry, a gold Victorian Sovereign dated 1887.

Lukas van der Merwe from Excalibur Mining has sportingly agreed to sponsor our competition again this year. A Fisher 1212 metal detector will be awarded to the winner!

I hope to receive even more entries than last year. Readers are requested to complete the entry form and send it trough to us as soon as possible. A photo or photo copy of your find(s) will be very highly appreciated. Let us make this second competition a winner again.

Happy hunting and enjoy this issue.

Pierre Nortje (Editor)



Hierdie tweede uitgawe van 2000 word reeds voor die aanvang van die tweede kwartaal aan lesers gestuur. Die rede daarvoor is om lesers vroegtydig in te lig oor ons tweede Treasure Talk vonds van die jaar kompetisie. Op ons agterblad word die reëls van die kompetisie duidelik beskryf. Lesers sal onthou dat ons kompetisie verlede jaar 'n groot sukses was. Die inskrywings wat ontvang is het die beoordelaars lelik laat kopkrap, maar 'n wenner is uiteindelik aangewys nl. Eric van den Berg met sy weninskrywing, 'n goue Victoriaanse Sovereign van 1887.

Lukas van der Merwe van Excalibur Mining het ingestem om weer die wenprys te borg. 'n Fisher 1212 metaalverklikker is dus weer op die spel!

Ek hoop om hierdie jaar nog meer inskrywings as verlede jaar te ontvang. Lesers word versoek om so gou as moontlik die inskrywingsvorm te voltooi en dit sonder verwyl aan ons te stuur. Indien enigsins moontlik, moet u asseblief poog om 'n foto of fotokopié van u inskrywing(s) saam te stuur. Kom ons maak hierdie tweede kompetisie weer 'n wenner.

Mooi loop en geniet hierdie uitgawe.

Pierre Nortje (Redakteur)

Address: Treasure Talk. PO Box 816, Durbanville 7551.
Telephone / Fax: (021) 96-2260: E-Mail nortjem@iafrica.co.za



LETTERS FROM OUR READERS / BRIEVE VAN ONS LESERS

The following letter was received from Mr P A Fisher from Vereeniging. He calls himself "die ou toppie", but with a neat handwriting like his, I doubt it! Here is his original letter...

Dear Mr. Kortje,

Please forgive me for not writing sooner with regard to the renewing of my subscription to TREASURE TALK an excellent aid to us lovers at this present time. WELL DONE!

I a pensioner, have been "sniffing" now for eleven years using a "Garrett Master Hunter 7 ADS" purchased in Durban from Deco. It took me a year to learn how to use it, an apprentice, but today I am a journeyman. WHAT A HOBBY!!

I keep a log book of all my finds and to date have located 1813 coins and enough lead, sinkers, etc. to sell for profit.

As a pensioner my main problem has been the cost of power supply — batteries. You see my detector, a very good one, operates on six 9V batteries, two for instruments (18V) and four for power (36V). With success I made a change, no more small batteries, Nicads, chargers — No Way! Batteries last 30 hours, Nicads 15 hours, now I go for months — at a third of the price.

But alas, like myself, my equipment

2

is getting old, out of date. My headache, which I have had to master is, erratic signals, and when the search coil bumps the ground, a stone, grass etc. I get a signal, nevertheless - PRESS ON! - WITH SUCCESS!!

Thank you for your article on ROBINSON LAKE, why, although much was taken out in a very small area by the LIONS with their modern detectors, then the HYENAS, dozens of them, & the VULTURE flew in, now in November and picked the bones, 18 coins, a ring, and 20 lead sinkers - and there's MORE! "AGTER OS KOM OOK IN DIE KRAAL." I am going back, this Friday 19th. November, thanks to you - 1929 pennies and more.

Sorry for all the hassle MR. NORTJE but although late, would you please let me know what I owe you, to renew my subscription. I cannot, dare not miss out, on "TREASURE TALK" - FOOD FOR LIONS, HYENAS AND VULTURES. Ha!

Yours sincerely,

P.A. Fisher.

MR. P.A. FISHER.

"die ou koppie."

The following letter was received from Mike Bull from Springs:-

Dear Pierre

I am enclosing a photograph of a find I made recently in Heidelberg. I hope that you can use it for your magazine. Please continue with Treasure Talk - its the best way of keeping in touch with all the scarce detectorists in SA.

God Bless

Mike and Carol Bull

A SURPRISE FIND

By Mike Bull

On one of my recent trips to Heidelberg I was detecting on the side of a rocky hill ("koppie"). Whith the lack of soil around, you can imagine that finds are very scarce. My C Scope 4ZX gave a good signal and using a trowel was able to reveal a small pocket watch winder. This itself is not such a rare find, but when I cleaned the dirt of it I was amazed. Written on the side of the winder was H SAMUEL 97 MARKET ST MANCHESTER. This particuler shop sells jewelry and is the same shop where my wife Carol and I visited in 1966 to buy an engagement ring.

When I showed the winder to Carol she was also surprised, considering that it came from a rocky hillside 6 000 miles from Manchester. We can only reason that some British soldier from Lancashire dropped it during his stay in Heidelberg, 100 years ago. I have sent a letter and photograph to the jewelry shop, but as yet have not heard from them. They are still at the same adress!



MORE LETTERS FROM OUR READERS / NOG BRIEWE VAN ONS LESERS

Dear Pierre

Just a very brief note to let you know that I would indeed like to receive your most interesting news letter - Treasure Talk - in future.

My son Clinton and I have only just started this most refreshing hobby and hopefully will start coming across items a lot more interesting than pull tabs, 1c coins and old braai grids!

Keep up the excellent work and may I wish you a very happy 2000.

Thank you.

Treavor Beal
Beacon Bay
East London

(Trevor, it is wonderful to see how many of our fellow detectorists are taking up this wonderful hobby with their sons (and even daughters). Even in your home town, East London, I know of another father/son team - Clarence and Andrew Coetzer. What better way could there be of ensuring the next generation of hobbists?! **(Editor)**

Dear Pierre

I found the following advise on cleaning silver and copper items on the Treasurenet (www.treasurenet.com).

"Use a rather flat, non metallic container and put a layer of aluminum foil on the bottom. Pour in about 3 to 4 quarts of warm water. Put in a ¼ cup of salt and a ¼ cup of fabric softner. You can now put in the silver or copper items ... tarnish is gone ... no more polishing!"

Readers must please be carefull, I have not tested it myself.

Peter Batchelor
Durbanville

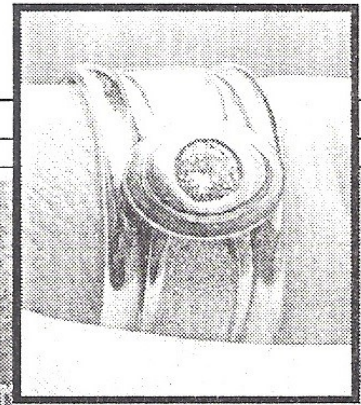
This newsletter is sponsored by :-
Hierdie nuusbrieff word geborg deur:-



SANTAM LTD/BPK
SHORT TERM INSURERS
KORTTERMYN VERSEKERAARS



NUUS



Me. Charmaine Wesson-Koen by haar weldoeners, mnre. Nico du Plooy (links) en Lennox Mtengwani, wat haar verlore trouring in 'n groot swembad opgespoor het. Die ring wat 'n erfstuk is, is op die inlas.

Foto: DEON GURLING

Hulle moes 'n miljoen liter water uitpomp vir dié erfstuk-ring

TOBIE BRÜMMER
Kaapstad

Dit sou makliker wees om 'n naald in 'n hooimied te soek, het almal gedink toe me. Charmaine Wesson-Koen sê sy het haar trouring in die swembad verloor. En sal iemand help soek, asseblief.

Die swembad van die bekende piekniekoord die Hollandsche Molen buite Wemmershoek word toe leeggepomp en 'n paar manne begin om die slik duim vir duim te deursoek.

Wesson-Koen van die Paarl sê dis nie sommer so 'n swembad nie. Meer as 'n miljoen liter water (wat sowat R2 500 sou kos as sy daarvoor moes betaal) is uit die swembad gepomp. Die swembad beslaan omtrent die helfte van 'n rugbyveld.

Mnr. Nico du Plooy, eienaar van die piekniekplek, sê hy het nie 'n oomblik gehuiwer toe hy van Wesson-

Koen se verlies hoor nie. 'n Klompie mense het toe al op die gras rondom die bad na die ring gesoek.


Wesson-Koen was egter seker dat sy die ring in die swembad verloor het. Sy vermoed dit het afgegly nadat sy haar hande met sonbrandolie gesmeer het. Die ring wat aan haar ouma behoort het, is 'n erfstuk en kan nie vervang word nie, sê sy.

Du Plooy het gewag totdat die meeste van sy na-weekgaste vertrek het, en die swembad toe leeg gepomp. En vier werkers het begin soek, vir ure.

Toe sien een, mnr. Lennox Mtengwani, skielik iets in die modder blink.

Maandagaand het Wesson-Koen die goeie nuus gehoor en haar ring gaan haal, met 'n stewige beloning vir Mtengwani.

Du Plooy sê hy kry die swembad se water uit die Bergrivier en dit was nou nie juis moeite om die hartseer Wesson-Koen te help nie.



Africana- sketse

Goue muntstukke wat duisende rand werd is

Die skets in DIE BRANDWAG oor pres. Paul Kruger se Goue Sammy Marks-tiekie, het een leser laat jubel van blydschap. Hy was daarvan oortuig dat hy een van hierdie muntstukkes besit wat vandag R2 400 werd is. Maar, jammer om te sê, hy was tamatielaat.

Daar is indertyd – in 1898 – 215 van hierdie tiekies gemunt, maar die groot vraag is of almal wat 'n mens vandag sien, eg is.

„Die hele wêreld is vol nabootsings, replikas van die oorspronklike van 9 karaat goud en wat tans slegs R15 werd is,” sê 'n ervare muntkenner.

Die verlof vir die munt van dié geldstukke wat indertyd namens pres. Kruger deur dr. Willem Leyds gegee is, is feitlik onmiddellik ingetrek, maar die koeël was toe klaar deur die kerk en die beperkte aantal Goue Tiekies was 'n voldonge feit. Die waarde van die goudinhoud was destyds maar sowat 60 sent. Vanweë die hoë seldsaamheid het dié geldstukkes egter so 'n hoë Africana-waarde bereik.

Dr. Alec Kaplan, skrywer van *The Coins of South Africa*, waarvan die vierde druk verlede jaar verskyn het, het verlede maand op navraag geantwoord dat die duurste Suid-Afrikaanse muntstukke ook 'n Krugerpond insluit, die pond wat die oorgestempelde datum 1899 dra. Dit was natuurlik 'n Krugerpond, en vandag betaal versamelaars maklik R7 500 daarvoor. Dieselfde prys word betaal vir 'n Burgerspond (met die growwe baard) wat in 1874 met spoelgoud uit die Barbertonse velde gemunt is.

Daar is egter 'n ander Pond-insident waarin oom Paul betrokke geraak het en wat hom groot moeilikheid besorg het.

Die hoeksteen van 'n nuwe munt in Pretoria is in 1892 deur die President gelê. Pres. Kruger was egter haastig om munt in omloop te kry, en hy het nie kans gesien om op die koms van die nodige masjinerie te

wag nie. Hy het dus reëlings getref dat 'n hoeveelheid munte in Duitsland vir die Zuid-Afrikaansche Republiek geslaan word.

Die hoofstempelsnyer van die Berlynse munt, ene Otto Schultz, het die gesigskant korrek gemaak, die beeltenis van pres. Kruger wat links kyk, en toe struikel hy by die kruiskant.

Dit was 'n weergawe van die volle wapenskild van Transvaal, met inbegrip van die ossewa. As model het Schultz 'n Duitse wa gekies, maar dié het twee disselbome gehad, met die Republiek se Eendrag Maak Mag netjies daaronder. Om olie op die vuur te gooi, het die stempelsnyer sy voorletters ook ingewerk – OS (vir Otto Schultz, en nie vir 'n bees nie).

Toe hierdie munte in Transvaal aankom – amper betyds om pres. Kruger die verkiesing te laat verloor teen sy teenstanders, genl. Piet Joubert en hoofregter Kotzé – was die gort gaar.

Pres. Kruger se teenstanders in die Presidentsverkiesing het met welslae munt probeer slaan uit dié dubbel-disselboom.

„Kyk net,” het hulle gesê, „hoe word 'n heiligdom van die Boerevolk bespot – die ossewa het mos nou twee disselbome met een OS daarby. Dis die waens wat die beskawing na die binneland gebring het wat so deur pres. Kruger bespot word,” het hulle geskimp.

Pres. Kruger het die verkiesing egter gewen, al was dit met 'n naelskraap meerderheid, en het vir die derde keer President geword.

Volgens *The Coins of South Africa* is hierdie ponde vandag nie duur nie, naamlik R150 tot R300, want 'n taamlike groot hoeveelheid is gemunt (naamlik sowat 16 000).

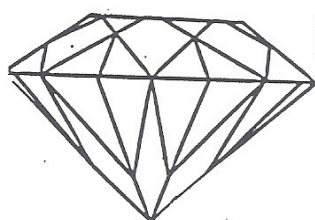

Nog 'n interessante bron van ou muntstukke is natuurlik ou skeeps-wrakke, waarvan reeds meer as 850 aan die Suid-Afrikaanse kuste gevind is. Daaroor volgende keer een en ander.

B

deur Andries Argivaris

INTERESTED IN BOOKS ON TREASURE HUNTING?

Write to Treasure Talk for more information



BUYING
SOUTH AFRICAN
COINS

We Pay Cash for



All Foreign Gold & Silver coins
Medals - Military Badges
Bank notes
Gold & Silver coins
Diamonds & Jewellery

*We Buy almost everything and
Will Pay the BEST Price !*

Randburg Coin - Munt

COINS, MEDALS, KRUGERRANDS & DIAMONDS
MUNTE, MEDALJES, KRUGERRANDE & DIAMANTE



Founder member of SAAND

Compilers of
The South African Coin and Banknote Catalogue


POSTAL ADDRESS
P.O. BOX 2434
RANDBURG, 2125

Tel (011) 789 2233/4
Fax(011) 886 6404

E-MAIL ADDRESS:
randcoin@iafrica.com

MAKE THIS MAN SMILE

WRITE US A LETTER OR ARTICLE!



ADVICO TRONIX

vir:

C.SCOPE

Metaalverklidders

Oök beskikbaar:
Pyp en Kabel
opspoorders
en Sekuriteits
Metaalverklidders

Kontak: Noël Swartz
Tel/Faks: (012) 808 1268
Sel: 083 725 7371

Advico Tronix
Posbus 31188
Totiusdal
0134



C.SCOPE
PROFESSIONAL METAL DETECTORS

Do you have...

- * second hand Metal Detectors
- * old coins or medals
- * Treasure Hunting books
- * or related items for sale?

Why not advertise them in our Newsletter?

It is free for all our readers!!

Under the Hammer in Honour of Boer War

From the Sunday Times (29/08/1999)

BONNY SCHOONAKKER: London

A GOLD watch presented by Winston Churchill to a man who helped him escape from an Anglo-Boer War prison camp is to be auctioned in a sale commemorating the 100th anniversary of the outbreak of the conflict.

The pocket watch, which will be sold by Spink & Son on behalf of the SA descendants of mining engineer Daniel Dewsnap, is expected to raise 10 000 (about R100 000) when it goes on sale on October 20 at the famous London auction house.



The sale will dispose of 1 500 lots, but the watch has attracted the most attention among memorabilia including three Victoria Cross medals awarded during the conflict and the pencil Churchill used as a 24-year-old war correspondent in South Africa. The propelling pencil is expected to fetch 1 500 (about R15 000) and the VCs between 35 000 and 45 000 pounds each.

Churchill was captured shortly after war broke out on October 11 1899, when the armoured train on which he was travelling was ambushed by a Boer commando. He was taken to Pretoria and interned as a prisoner of war, but was able to escape and make his way to Lourenço Marques despite being pursued by his captors.



According to Spinks, Churchill evaded the manhunt by hiding in a coal mine run by Dewsnap in the Eastern Transvaal, before being smuggled out of the Boer republic in a coal truck. The escape helped to launch Churchill's political career by turning him into a national figure.



In gratitude, he commissioned several gold watches to be made and forwarded to members of the mine who had risked their lives to help him escape. The whereabouts of six of the watches are known to collectors, but two are missing and may be in South Africa.

The sale will also feature gallantry and campaign service awards for the sieges at Ladysmith and Mafeking, and "nonmedallic relics" such as a chunk from a Long Tom shell (estimate 80 to 120) and a complete run of Mafeking "Siege Notes" (estimates from 100).

Spinks say they are "also keen to represent the other side of the story - an aim made possible by the inclusion of a series of Boer campaign awards. Propaganda publications from Paris will also help convey the feelings of the period and provide an interesting comparison with the patriotic literature of the Empire."

Who is talking to Treasure Talk?

Since 1997 : Lukas van der Merwe , Dawie Fourie, Piet van Rooyen, Anthony Venish, Kobus Nel, Mike Conradie, Owen Timmermans , Since 1998 : Dawie Berg, Wolfgang Roux, Shaun Engler, Since 1999: Colin Dunleavy (USA), Laura Milne, Eric van den Berg, Rick Mattingly (USA) , Steve Raiguel (Belgium), Mike Bull, Andy Naude, Rick Liggett, A J Smith, Clarence Coetzer, Michael Berkemer, Alan Wright, Since 2000: Cliff van Rensburg, P A Fisher... Where are the voices of the other 90% of our readers? PLEASE TALK TO TREASURE TALK!

"BRA" SNAAKS WAT 'N METAALVERKLIKKER KAN DOEN!

Uit Beeld van 10/09/96

VROULIKE fabriekwerkers van die SA Munt het aanstoot geneem oor 'n plan dat hulle 'n spesiale bra moet dra en die Munt gedwing om 'n ander plan te beraam.

Die rede vir die plan was dat bra's met metaalknippies en -gespes die **metaalverklikker** by die fabriek aktiveer sodra die vroue daardeur beweeg.

Die spesiale bra het geen metaalknippies of -gespes nie. Volgens 'n werknemer was 'n onderklerevervaardiger glo gereed om bra's met plastieknippies te vervaardig.

Die Munt sou dan vier van dié bra's per jaar aan die sowat tagtig vroulike werkers gee.

Mnr. Ed Harbus, besturende direkteur van die Munt, het gister bevestig dat die plan met ``plastiek"-bra's van die baan is.

Volgens hom is streng veiligheid nodig by 'n maatskappy soos die Munt wat met goud en ander edelmetale werk. Daarom moet werkers elke dag deur die **metaalverklikker** beweeg sodat seker gemaak word dat hulle nie van die metale by die werk wegs mokkel nie.

Daar is nou besluit om elke werker se ``metaalgewig" met 'n rekenaar te ``weeg". Dit word dan aan die metaalverklikker gekoppel.

Sodra die geregistreerde gewig van die vorige dag verskil, maak die verklikker alarm.

Volgens 'n woordvoerder van die Munt is dié behandeling baie tegemoetkomend.

ASSEBLIEF!

Skryf in vir ons Treasure Talk Vonds van die Jaar Kompetisie!

Sien inligting op agterblad van hierdie nuusbrieff

'n Fantastiese prys is weer op die spel!

LADIES AND GENTLEMEN

LEND ME YOUR EARS

IT IS THAT TIME OF THE YEAR AGAIN

OUR NOW FAMOUS ...

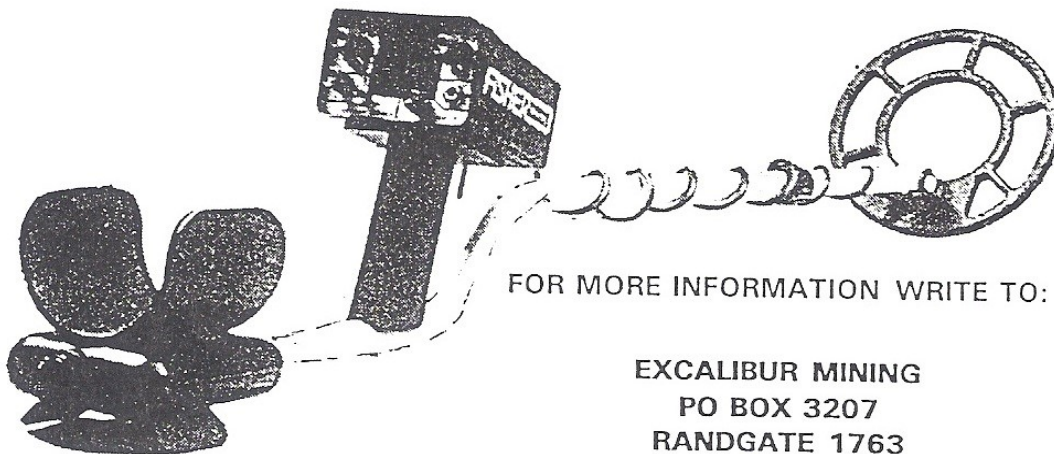
FIND OF THE YEAR COMPETITION!

(See details on back of newsletter)

**THERE ARE MANY IMITATORS
BUT THERE IS ONLY ONE REAL CHOICE**

FISHER **m-SCOPE**

METAL DETECTORS ENGINEERED FOR EXTREME DEPTH



FOR MORE INFORMATION WRITE TO:

**EXCALIBUR MINING
PO BOX 3207
RANDGATE 1763**

OR PHONE

SOLE DISTRIBUTOR: Lukas van der Merwe (Tel: 011 - 4123533)
AGENTS: CAPE TOWN: Wolfgang Roux (Tel. 021 - 965466)
EAST LONDON: Clarence Coetzer (Tel. 043 - 7264603)
NATAL: Dawie Berg (Sel. 0824751016)
NAMIBIA: Dawson Cloete (Tel. 0926463251165)

SKATTEJAG

DIE LEKKERSTE STOKPERDJIE IN DIE WêRELD

Deur Pierre Nortje

Ek het in 1989, dus meer as tien jaar gelede, my eerste metaalverklikker gekoop, 'n nuwe White's Beachcomber 4. Ek herinner my dat ek ongeveer R750 daarvoor betaal het. Ek kan nie sê dat ek veel suksesse daarmee behaal het nie, maar het tog hier en daar 'n muntstuk op die strande hier in die Weskaap daarmee opgetel. Ek het half belangstelling begin verloor en die masjien het later vergete en onder stof in die Wendyhuis gebly lê.

In 1995 het ek eenmaal 'n ou Britse metaalverklikker tydskrif "The Searcher" in 'n boekhandelaar raakgeloop en van hoek tot kant deurgelees. Ek was van vooraf opgewonde en het 'n dag of twee later vir my 'n nuwe Garrett Freedom Ace teen R1 800 aangeskaf. Ook met laasgenoemde masjien het ek die eerste twee jaar nie werklik skouspelagtige vondse mee gemaak nie, maar soos die geluk dit wou hê het ek een dag op Hermanus my eerste goue ring gevind. Ek onthou nou nog hoe opgewonde ek daardie dag was ...

Aan die begin van 1998 het ek via ons plaaslike Fisher agent vir my 'n Fisher 1280X Aquanaut gekoop. Bykans onmiddelik het my vondse drasties begin toeneem, en hoe meer items ek begin vind het, hoe meer kere het ek gaan soek. Ek was ook gelukkig om met dié agent, Wolfgang Roux, vriende te maak en ons het gou metaalverklikker "buddies" geraak en naweek vir naweek die Weskaapse strande hier naby ons gaan besoek. Baie keer het ons ook weksaande by Somersetstrand gaan soek (nou nog) aangesien dié strand saans belig is.

Onlangs het ek ook saam met Andy Naudé begin skuba, maar is nog maar baie onervare en het nog baie om te leer van onderwater skattejag.

Ek hou nougeset rekord van my fondse met die Fisher masjien sedert Maart 1998, en hier is 'n kort opsomming daarvan tot en met Desember 1999:-

9749 moderne munte (R3 060.78), 33 goue ringe, 4 ander goue items (ketting, armring, "crusifix" en oorbelt), 107 silwer ringe, 35 silwer hangertjies, 8 silwer kettings, 129 ou silwer muntstukke, 23 horlosies, en nog baie ander items - te veel om te noem.

Dit alles in veel minder as twee jaar ... Wat 'n stokperdjie!!



'n Foto van ek en my kinders by my vondse.



Twee onbekende vondse waarmee lesers my dalk kan help - beide is dieselfde dag by Seepunt langs die strand opgetel. Die eerste se voorkant lees "The corporation of the City of Cape Town" en die keersy lees "1902 No 2099". Die tweede item se voorkant lees "Exposicion Nacional 1898" rondom die profiel van 'n netjies gekleede bebaarde man en die keersy lees "Alumbrado Denairouze" rondom die woorde "Heinlein & C" in die middel.

MY VONDSE

Duurste vonds: Dit was 'n diamant/robyn ring wat ek vir 'n vriendin wat dit by Ganzekraal verloor het, gevind het (Sien my artikel in die Maart 1999 uitgawe).

Behalwe vir bogenoemde vonds waarvoor ek spesifiek gaan soek het, was my duurste vonds 'n .25 karaat diamantring wat teen R4 450.00 gewaardeer is. Dit is by Somersetstrand gevind. Ek en my vrou het die vorige aand by my skoonouers op Stellenbosch gaan oorbly. Die oggend het ek en my skoonpa 'n rugbytoets tussen Suid Afrika en Nieu Zeeland op M-Net sit en kyk en teen 6.15 die oggend was Suid Afrika so ver agter dat ek in 'n toestand van depressie daar en dan my metaalverklikker gegryp het en deur strand toe gery het. Ek het skaars begin soek toe ek die wonderlike vonds maak. Ek het skoon van die Springbokke se nederlaag vergeet - ten minste was my dag gemaak!

Oudste gedateerde vonds: 'n 1887 Silwer Victoriaanse sikspens. Hierdie item is by Seepunt gevind. Tydens dieselfde soektog het ek nog 'n Victoriaanse sikspens van 1889 gevind. Ek het ook al 'n silwer 1865 Mexikaanse 1 peso gevind, maar hierdie item was in 'n hangertjie gemonteer.

Onverwagste vonds: Ek het verlede Desember by Stilbaai 'n baie diep sein gekry en wou later ophou om te grawe. Uiteindelik het ek die item gekry, maar dit was so aangepak van die sand dat ek nie kon sien wat dit was nie. Ek wou dit eers weggooi, maar het my gelukkig bedink en nadat ek die ergste aanpaksels verwyder het, sien ek dat dit 'n gelaaide rewolwer was! Ek het dit onmiddelik by die polisie gaan inhandig. Hulle het later aan my gesê dat dit deur 'n ou oom die vorige jaar verloor is terwyl hy met sy hond op die strand gaan stap het. Kan jy nou glo - wie sê ons metaalverklikker-entoesiaste lewer nie 'n gemeenskapsdiens nie!?

Beste vonds wat ek sien 'n ander persoon vind:

Ek en Wolfgang het een oggend by Silwerstroom langs die Weskus gaan stap toe hy 'n 1797 Goue George 111 Britse Half Guinie optel. Dit was gemonteer in 'n goue hangertjie - maar wat 'n vonds!

ELECTRONIC PROSPECTING

By Andy Sabisch

From *Advanced Treasure Hunting with the Fisher QuickSilver Series Metal Detectors* published by Fisher Research Laboratory, 200 W. Willmott Rd, Dept ATH, Los Banos, CA, USA. Reprinted with full permission.

The fastest-growing form of prospecting is nugget hunting with a metal detector. With the inherent stability and sensitivity of the QuickSilver metal detectors, more and more people have begun using them to search known gold-producing areas for nuggets—and many are quite successful in their quest! Most of the areas that were heavily worked in the 1800s still hold a small fortune in nuggets just waiting for someone with a metal detector to uncover them.

The tools needed for this type of treasure hunting include a quality metal detector, a small shovel, a magnet, a plastic gold pan and a container for your finds. The gold pan needs to be made out of plastic since you will be passing the search coil over it to determine when you have removed the target from its resting place.

There are several different areas you can search for nuggets: in or near a stream, in the dry areas common to the Southwest, in the tailing piles left by the bucket dredges that operated in the 1800s and early 1900s and around old placer mines. In all cases, the area should be a known gold-producing area.

Once you have located an area that has the potential for producing nuggets, turn on the detector and ground balance it as accurately as possible for the mineralization present. Increase the sensitivity to the highest setting that does not produce excessive falsing and chattering. Remember to recheck the ground-balance setting whenever you adjust the sensitivity control. When sweeping the search coil, be very methodical, and don't try to cover several acres in one afternoon. To search an area effectively, you will need to overlap each sweep by at least 40 to 50 percent. The reason for this is that the search coil sends out a cone-shaped signal. While an 8-inch coil will "see" the entire area underneath it at the surface, it will only be seeing a 2- or 3-inch circle at a depth of 7 or 8 inches. As you can see, without overlapping each sweep, it is quite easy to miss a small, deeply buried nugget. Remember,

it is better to thoroughly cover a small area than rush and search a large area haphazardly.

An important tip to remember when prospecting is to frequently check the ground-balance setting. In many areas, the amount of mineralization can change dramatically within a short distance, and if an adjustment is not made, your detection depth will be significantly reduced. I personally recheck the ground-balance setting on my detector every 5 minutes or when I have moved 30 to 40 feet from the point at which I last checked it. While this may seem excessive, it helps me make sure I am maximizing the detector's performance capabilities.

Discrimination is a feature that is much more important if your metal detector will be used for coin hunting in trash-filled parks rather than electronic prospecting. Most of the gold nuggets that you will be searching for will be quite small and extremely easy to reject if an excessive amount of discrimination is used. In most areas, you will want to hunt in the AUTOTUNE (all-metal) mode and recover every target located by the detector.

Once you have located a target, begin placing small amounts of dirt into the gold pan. After each shovel of dirt is removed, check the hole as well as the dirt in the pan. If the signal is still in the hole and no signal was detected in the pan, the dirt should be dumped out and the process continued until the target has been removed from the ground.

Unless the target is readily obvious, you should run the magnet through the dirt, which will quickly remove any small pieces of rusted metal. If the target is still in the pan, you can either pan it down if you are near a source of water, take the dirt out by the handful and run it over the coil or place it in a 5-gallon bucket and recover the targets at a later date, which is the method preferred by many successful prospectors.

Again, always check the hole for multiple targets—you'd hate to leave a hole after recovering a rusted nail only to have your partner come along and find a nice gold nugget a few inches deeper.

Another important point to remember when nugget hunting is to not get discouraged if you find a number of worthless targets between nuggets (and this will happen). In most known gold-

producing areas, there have been people searching for gold for more than 100 years, and most of them will have left behind trash for you to find. If you are persistent though, your searches will become more and more successful as you gain experience and learn what your QuickSilver is telling you.

While hunting in the AUTOTUNE mode is the preferred method when prospecting, there are times when the CZ's discrimination circuit can actually help you recover more gold than someone who is hunting strictly in the all-metal mode. Often you may find yourself in an area that contains a large amount of ferrous trash such as nails, rusted wire or pieces of tin cans. The following technique will allow you to ignore most of these targets while still recovering virtually all of the gold that your detector's coil passes over.

If you receive an extremely faint signal, it is best to recover it, as the discrimination circuit may not be able to accurately

NOTE: Frequently more than one nugget will be found in the same area, so be sure to recheck the hole and the dirt in the pan before dumping it out.

identify the target's composition. These signals can either be from a very small metallic object (such as a tiny gold nugget or a lead sliver from a bullet) or a deeply buried object at the fringe of the detector's detection capabilities. If you remove an inch or two from the area and the signal strength increases, this tells you the target is deeply buried. Continue removing dirt until the signal is strong enough to allow the discrimination circuitry to identify the target.

On signals that are strong enough to be identified, move the discrimination knob with your thumb from the AUTOTUNE position to the first discrimination setting labeled "0" (use your free hand if you have hipmounted the control housing). Sweep the center of the coil over the center of the target several times while watching the meter and listening to the signal produced. If it consistently indicates "IRON" and the audio signal is a low tone, give up on the target and continue searching. If you receive either an inconsistent meter/audio response or one that registers in any category other than IRON, the target is worth recovering. Again, only use the discrimination circuit to reject larger pieces of iron—any small target should be investigated to avoid possibly missing a gold nugget!

Another piece of equipment that you might want to buy is a smaller search coil. The 5-inch Fisher search coil is more sensitive to smaller objects, and the detection depth is only slightly less than the standard 8-inch coil that is used for most applications. Another benefit of using the smaller coil is its ability to get into narrow crevices and under rock outcroppings that would be inaccessible to the larger coil. Many times, the nuggets you are hoping to find will be trapped in these locations and only the smaller coil will be able to detect them.

CZs can also be used to locate potentially productive spots to pan, sluice or dredge when nuggets are either too small or deep to be picked up directly by the detector.

Again, as in nugget hunting, the search mode one should use is the AUTOTUNE mode. The detector should be ground balanced using one of the two methods described earlier, and the audio threshold increased slightly above the level at which you would normally search. This is done by turning the sensitivity

control (which serves a dual purpose as described in Chapter 1) in the clockwise direction once the ground-balance adjustment has been made. At this point, simply search along the stream bed, dry wash or mine site as you normally would, paying particular attention to the threshold signal.

In addition to the sharp, well-defined response from a metallic object, be alert for black-sand conditions. Pockets of black sand, which often contain gold flakes and nuggets, can produce either a positive or negative effect on the detector's audio signal depending on their mineral content. If you come across an area where the threshold decreases, disappears completely, or increases slightly over a broad area, it should be investigated. Since the changes will often be barely noticeable, it is worth practicing this technique before venturing into the field.

If you have access to some black sand, place a cup or two in a plastic sandwich bag and use it as a practice sample. By varying the distance between the sample and the search coil and listening to the change in the audio threshold, you will quickly learn how to identify pockets of mineralized material as well as determine how concentrated they are.


By using this method you will be able to pinpoint several good locations that warrant further investigation in a relatively short period of time. As you remove the dirt and process it with a pan,

Jerry Denton displays almost 10 ounces of coarse gold nuggets recovered from a dry riverbed in the Yukon Territory by long-time mining associate Gerald Ahnert using a CZ-20.



sluice or dredge, continue to use your detector to check for nuggets, as they are much heavier than the surrounding material and will often sink until they hit bedrock.

A feature that gives the QuickSilver family of metal detectors an advantage over many of the other detectors currently available for electronic prospecting is their accurate discrimination circuit. One use was discussed earlier; however, it also allows treasure hunters to purchase one detector for both prospecting as well as coin and relic hunting rather than having to buy a different detector for each purpose. A number of seasoned prospectors have told me they often find old cabins and mine shafts during their



Andy Sabisch uses a CZ-20 to locate pockets of black sand in a north Georgia stream. Once several areas have been identified, a small suction dredge will be used to remove the sand, gravel and hopefully some gold.

searches, yet are forced to give up searching them due to the amount of trash normally found in these areas by their non-discriminating detectors. By packing in a CZ, one can switch over from prospecting to relic hunting by simply turning the discrimination knob to the appropriate position. This versatility will help ensure that the times you come home empty-handed become less and less frequent.

Fancy a Free Fisher?

Compete in our Treasure Talk Find of the Year Competition! / Neem deel aan ons Treasure Talk Vonds van die Jaar kompetisie!

See back page for details / Sien agterblad vir inligting

FREDERIK ROTHMAN SE DAGBOEK EN DIE LETHABA LONG TOM

Deur Louis Changuion

Een van die Boere Krygers in die kommando wat deur die Laeveld met die Long Tom kanon vanaf Lydenburg getrek het, Frederik Rothman, het dagboek gehou van hierdie gebeure. Dié dagboek is in 1947 deur sy suster, die bekende skrywer MER (Miemie Rothman) in die boek Oorlogsboek van 'n Transvaalse Burger te Velde 1900 - 1901 verwerk. Dit is deur Nasionale Pers gepubliseer. Hierin skryf Rothman ondermeer: "19 Oktober vertrek van Haenertsburg ...

Gister die volgende kanonne aan stuk gespring: Een 15 cm Creusot, en Howitzer, een Krupp, een Bom Maxim. Hierdie kanonne net soos dié van Krokodilrivier was in sulke stukke gespring dat weinig daarvan herken kon word, en toe is al die stukke yster in die rivier gegooi. Ek het 'n stuk van Long Tom as soewermier gehou. 'n Honderd pond dinamiet was Long Tom se lading," beskryf hy.

Volgens Rothmann se dagboek het hulle reeds op 11 Oktober op Haenertsburg aangekom en op 19 Oktober weer vertrek op pad na Pietersburg. Die kanon moes dus op 18 Oktober vernietig gewees het, met ander woorde by Haenertsburg of daar naby.

Deur ou kaarte van die omgewing te raadpleeg ten einde vas te stel waar die pad vanaf die Laeveld deur die Letabarivier gegaan het, kon ek die moontlike plekke tot twee beperk. Die een plek is baie na aan die dorp vandag onder die water van die Ebenezer Dam.

Ek het lank geglo dat dit die regte plek moes wees, want die ander plek is te ver van die dorp af om in te pas by Rothmann se beskrywing.

Die amptelike verslae verwys egter na Letabadrif as die plek. Sou dit maar net dui op 'n drif deur die rivier of dui dit op die plaas Letabadrif waar die ander plek is waar die ou pad deur die rivier gegaan het?

My verdere navorsing het egter aan die lig gebring dat die kommando op Fanie Schutte se plaas gestaan het toe hulle die kanon vernietig het. Dit was nie moeilik om vas te stel dat die plaas Letabadrif destyds aan Fanie Schutte behoort het nie.

Dit lyk dus of die korrekte plek ongeveer 100 m stroom-op is van waar die huidige pad na Tzaneen die Letabarivier kruis ongeveer 10 km van Haenertsburg.

Die feit dat Rothmann skryf dat hulle reeds op 11 Oktober op Haenertsburg aangekom het, mag beteken dat die voerpunt van die kommando toe reeds daar aangekom het en dat die agterhoede eers 'n paar dae later hulle opwagting gemaak het, dit wil sê of op 18 Oktober, nadat hulle die kanon vernietig het of die volgende dag.

Die laaste Long Tom, soos hierbo beskryf, is op die laaste dag van April 1901 deur die Boere opgeblaas waar dit op 'n koppie naby Haenertsburg gestaan het. Die ge skrewe verslae oor waar hierdie insident plaasgevind het, is egter baie misleidend.

Die plaas in hierdie omgewing wat vandag bekend staan as Bergplaas is egter heeltemal verkeerd geleë om by die beskrywing te pas en ek het gou beseft dat dit 'n ander plaas moes gewees het.

Op ou kaarte het ek wel 'n Berg Plaats naby Boyne wes van Haenertsburg gekry vandag in drie verdeel met ander name. Ook hierdie Berg Plaats is nie reg geleë ten opsigte van die aantog van die Britte vanaf Pietersburg nie.

Kontemporêre geskrifte, soos Maurice en Grant se Official History of the War in South Africa, meld dat die Britse magte nie regstreeks van Pietersburg na Haenertsburg opgeruk het nie, maar eers na Houtbosdorp en vandaar na Haenertsburg.

Ek het nogtans al die koppe op die ou Berg Plaats gefynkam sonder enige sukses.

'n Onderhoud met een van die oudste inwoners van die omgewing, mev. Audrey (Googoo) Thompson van die plaas Cheerio (sy is intussen oorlede) het nuwe lig op die saak gewerp: Sy het my vertel dat hulle as kinders stukke metaal opgetel het op 'n kop, bekend as Feeskop, op die plaas Rondebult en dat haar vader altyd gesê het dat dit stukke van 'n kanon is wat deur die Boere gedurende die oorlog daar vernietig is.

Vandag nog kan 'n vlak gat bo- op die kop gesien word wat deur die ontploffing veroorsaak is.

Hierdie kop is beslis volgens die beskrywing reg geleë, nogtans moes ek eers tasbare bewyse vind. Die Thompsons het wel geen stukke meer in hulle besit gehad nie, maar kon my verwys na 'n dame, mev. Jessie Jacobz, wat op Rondebult grootgeword het en wat nog 'n stuk van die loop in haar besit het.

Ek was verheug toe ek hierdie stuk by mev. Jacobz gekry het en deur meetkundige berekeninge kon bepaal dat dit afkomstig was van 'n kanonloop wat 155 mm kaliber was (Die Long Tom was die enigste kanon in die oorlog met dié kaliber).

Ek het later met 'n **metaalverklikker** nog 'n paar kleiner stukkies van die kanon op die kop uitgegrawe. Die groewe aan die binnekant ("riffling") was ook presies dieselfde as dié van die stuk wat ek by mev. Jacobz gekry het. Ek was nou oortuig dat ek die plek waar die laaste Long Tom vernietig is, gevind het.

Kort hierna het ek ook gehoor van 'n onontplofde bom wat mnr. Flip Jacobs in sy huis op Houtbosdorp het. Dit was nie moeilik om vas te stel dat dit inderdaad 'n Long Tom bom was nie die mate was korrek en soos verwag, het dit ook perfek gepas in die grootste stuk van die loop wat ek gevind het.

Mnr. Jacobs het vertel dat sy vader die bom uitgeploeg het in 'n land waar dit geval het en nie ontplof het nie. Die plek waar sy vader dit gevind het was ook presies in lyn met die aantog van die Britte vanaf Houtbosdorp na Feeskop en ongeveer 9 km vanaf die kop. Aanstaaende week word die laaste aflewering van die verhaal van die Long Tom geplaas. Prof. Changuion vertel dan van sy navorsing wat hom na Londen gevoer het waar hy 'n stuk van Die Jood opgespoor het.

Hierdie artikel het in Die Burger van 3 Oktober 1998 verskyn as 'n reeks artikels oor die Long Tom kanon. Lesers kan die volle verhaal op NasPers se Weblad (soek in argiewe vir "Long Tom") lees. Ter inligting lees ek daar dat Long Tom herdoop is na Die Jood nadat die loop beskadig is en die punt afgesaag moes word!

bickels

Coins & Medals/ Munte & Medaljes

Reg. No.65/07326/07

Est. 1965 Gestig

**WE BUY AND SELL
ONS KOOP EN VERKOOP**

**Krugerrands / Krugerrande
Numismatic coins/Numismatiese Munte
Banknotes / Banknotes
War Medals / Oorlogmedaljes
Medallions / Gedenkpenninge
Bullion**

We travel all over the Republic buying and selling items. For personal service and to discuss this unique service please phone, during office hours

Rick Liggett

Tel: (011) 833-1343/44

Fax: (011) 834-2980

Cell: 082-445-1461

Ons reis oor die hele Republiek om items te koop of te verkoop. Vir gratis persoonlike advies en om hierdie diens te bespreek, skakel asseblief bogenoemde gedurende kantoorure.

P O Box / Posbus 61002 Marshalltown 2107

3rd Floor Volkskas Bld 76 Market Street Johannesburg

**3 de vloer Volkskas Gebou Markstraat 76
Johannesburg**


We are also dealers in Vintage, Veteran & Classic Cars

Ons is ook handelaars in Veteraan en Klassieke motors

***INTERESTED
IN MINELAB OR C-SCOPE DETECTORS?***

Call Eric van den Berg (Cel: 083 455 7329)

TREASURE TALK COMPETITION! / KOMPETISIE!



FIND OF THE YEAR / VONDS VAN DIE JAAR

Treasure Talk has decided to launch our second Find of the Year competition. The first prize will be a FISHER 1212X METAL DETECTOR, sponsored by Excalibur Mining, the sole importers and distributors of Fisher metal detectors in South Africa. All finalists will receive certificates.

Treasure Talk het besluit om ons tweede Vonds van die Jaar kompetisie te loods. Die wenprys is FISHER 1212X METAALVERKLIKKER geborg deur Excalibur Mining, die alleen-verspreiders van Fisher metaalverklikkers in Suid Afrika. Sertifikate sal aan alle finaliste toegeken word.

RULES OF THE COMPETITION	REELS VAN DIE KOMPETISIE
1. The item must have had been found in the past 12 months within the borders of South Africa with a metal detector.	1. Die item moes oor die afgelope 12 maande binne die grense van Suid Afrika met 'n metaalverklikker gevind gewees het.
2. The entry form - included with this newsletter - must be completed and sent to us before August 2000.	2. Die inskrywingsvorm - ingesluit by hierdie nuusbrieff - moet volledig voltooi word en ons voor Augustus 2000 bereik.
3. A photo or photo copy of the find is not compulsory, but will be very highly appreciated!	3. 'n Foto of fotokopie van die vonds is nie verpligtend nie, maar sal baie waardeer word!
4. You can submit as many entries as you like.	4. Daar is geen beperkings op die getal inskrywings per persoon nie.
5. The winning entry and runners up will be decided by the editor and will be published in our newsletter later this year.	5. Die wen-inskrywing en troospryswenners sal deur die redakteur aangewys word en in ons nuusbrieff later hierdie jaar gepubliseer word.

ENTRIES TO / INSKRYWINGS AAN: TREASURE TALK, PO BOX 816 DURBANVILLE 7550